

## National Insurance numbers issued to non-UK nationals, 2022

June 2023

The issuing of National Insurance numbers (NINo) gives us some insight into economic migration, as all non-UK nationals require a National Insurance number to work in the UK. However, the issuing of a number is no long-term indicator of that person remaining resident in the district where it was applied for, and there is no requirement to relinquish the number on leaving the country. For this reason the NINo does not reflect emigration (migrants who leave the UK) or the overall migrant population.

### Key points from the latest data

- In the calendar year to December 2022, there were 3,621 NINos issued to non-UK nationals in East Sussex. This is the highest number since records began in 2002, with the previous peak of 3,062 seen in 2016, and more than double the number seen in 2021 (1,797).
- Almost two thirds (64%) of NINos in the county were issued to people who were aged 25-44.
- In 2022, 1,000 NINos in East Sussex were issued to people from Ukraine. This compares to just 16 in 2021. 37% (373) of these people applied for their NINos in Wealden, accounting for half of all the NINos (753) issued there.
- The country with the next highest number of NINos issued was India, with 798, and this more than double the 378 issued in 2021.
- The third highest number were issued to people from the Philippines, with 288 NINos issued in 2022 in East Sussex, a 146% increase since 2021 when there were 117 NINos issued to people from this country. This may reflect recruitment for the health service and care sector.
- NINos issued to workers from EU countries declined significantly between 2021 and 2022, by 53%. There were 538 NINos issued to EU nationals in 2021 and this decreased to 253 in 2022.
- It is also useful to compare these figures with data from the 2021 Census on country of birth. In March 2021 (before the Ukraine conflict began, and while pandemic restrictions were in place), the largest group of people born in a non-UK country (excluding Ireland) were those born in Poland, with Germany, South Africa, Romania and India also featuring in the top 5.

Table showing total NINos issued to non-UK nationals, 2019-2022

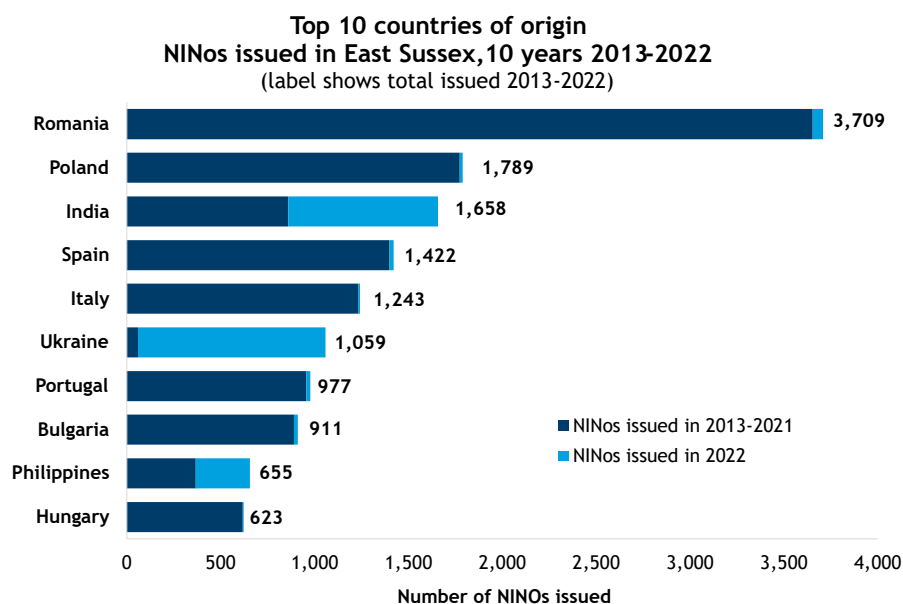
|                    | 2019         | 2020       | 2021         | 2022         |
|--------------------|--------------|------------|--------------|--------------|
| Eastbourne         | 803          | 334        | 699          | 1,204        |
| Hastings           | 473          | 224        | 397          | 617          |
| Lewes              | 322          | 98         | 229          | 579          |
| Rother             | 180          | 72         | 167          | 463          |
| Wealden            | 395          | 148        | 305          | 753          |
| <b>East Sussex</b> | <b>2,167</b> | <b>873</b> | <b>1,797</b> | <b>3,621</b> |
| South East         | 89,223       | 32,995     | 67,753       | 120,163      |
| England            | 672,668      | 280,743    | 530,762      | 907,797      |

**Table showing number of residents by country of birth in East Sussex, top 5 countries outside the UK and Ireland, Census 2021**

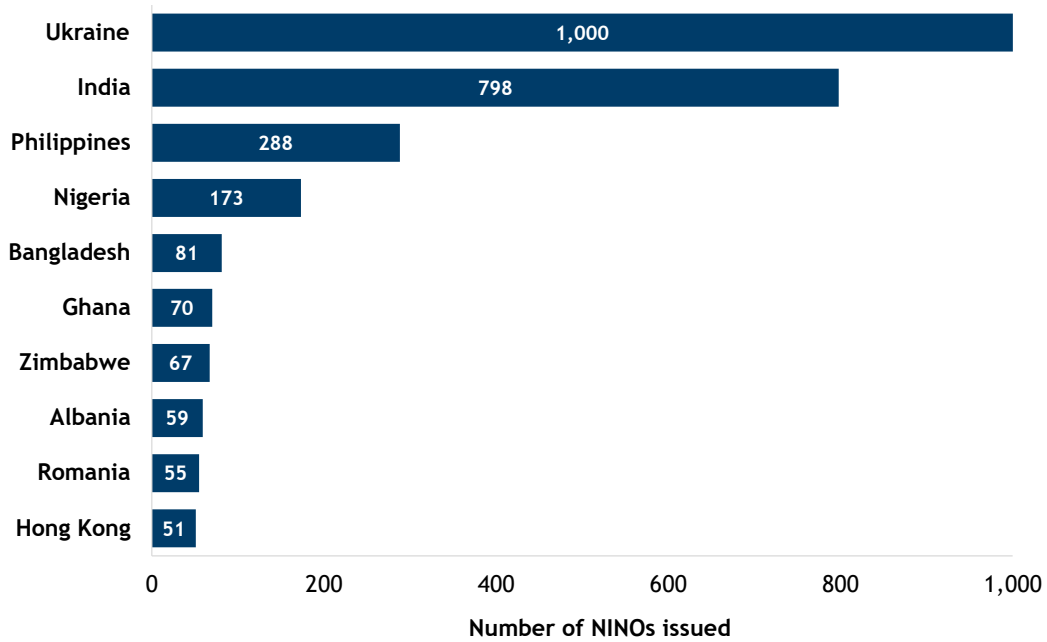
|              | Number | Percentage of all people |
|--------------|--------|--------------------------|
| Poland       | 3,390  | 0.62%                    |
| Germany      | 2,650  | 0.49%                    |
| South Africa | 2,570  | 0.47%                    |
| Romania      | 2,550  | 0.47%                    |
| India        | 2,300  | 0.42%                    |

### Country of origin

- In 2022, the largest group of NINOs were issued to people from Ukraine (1,000) with the second largest group being India (798), the third largest Philippines (288) and the fourth largest Nigeria (173).
- However, in the previous 10 years all together, the majority of countries whose nationals applied for the largest number of NINOs were from the EU, with Romania, Poland, Spain and Italy featuring among the top 5 countries and 7 of the top 10 being EU countries.
- There were only 59 applications from people from the Ukraine in the 9 years from 2013-2021, but 1,000 in 2022, following the war and the arrival of many refugees, especially via the “Homes for Ukraine” programme.
- Romania had the highest number of NINOs issued over the 10 years from 2013-2022 (3,709), but only 55 (just 1.5% of the total) were issued in 2022.
- Numbers from Nigeria have increased significantly in the past 2 years - in the period, 2013-2020 there were 152 applications altogether, but in 2021 there were 91, and 173 in 2022, the fourth largest individual country group. The Census showed there were 604 people in East Sussex who were born in Nigeria in March 2021, so this indicates a significant rise in numbers from this African nation.
- Numbers from Poland have declined very significantly. While 3,527 NINOs were issued to Polish people in the 10 years from 2003-2012, and another 1,773 from 2013-2021, only 16 were issued in 2022. People born in Poland formed the largest group of people who were not born in the UK in East Sussex in the 2021 Census.

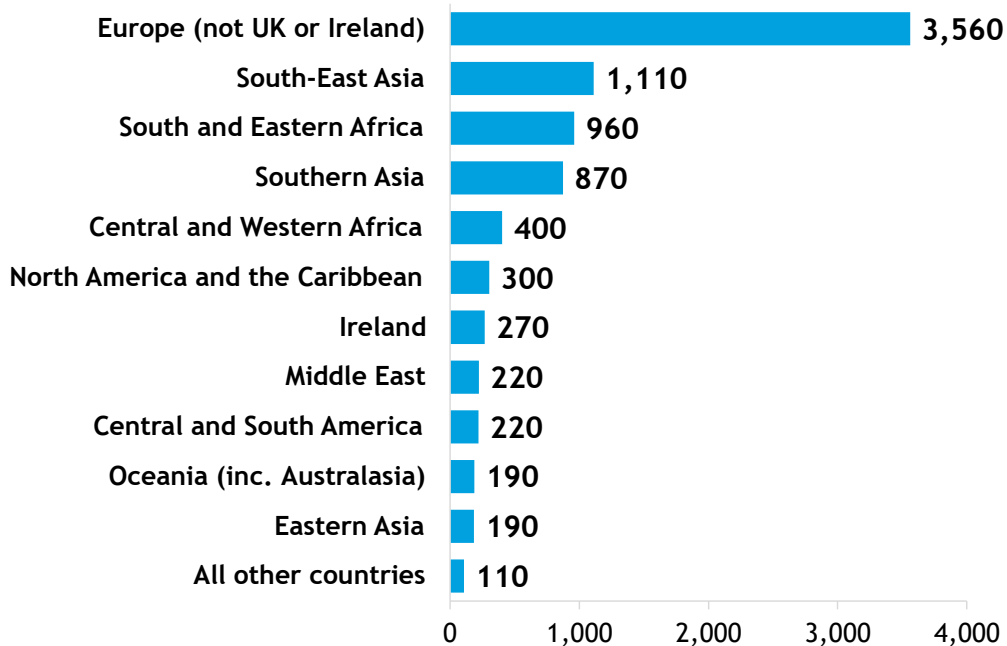


### Top 10 countries of origin - NINOs issued in East Sussex in 2022



- It is possible that recruitment from abroad for employment in the Health and social care sector is one of the reasons why there were more NINOs issued in 2022.
- In 2021, 8,400 people who were not born in the UK were working in the Health and Social Care sector in East Sussex (around one in five of all people working in the sector), and just under half of these (46%) were born in Europe or Ireland. Detailed data is not available for specific countries, but the Philippines is grouped in South-East Asia, India in Southern Asia, and Nigeria in Central and Western Africa.

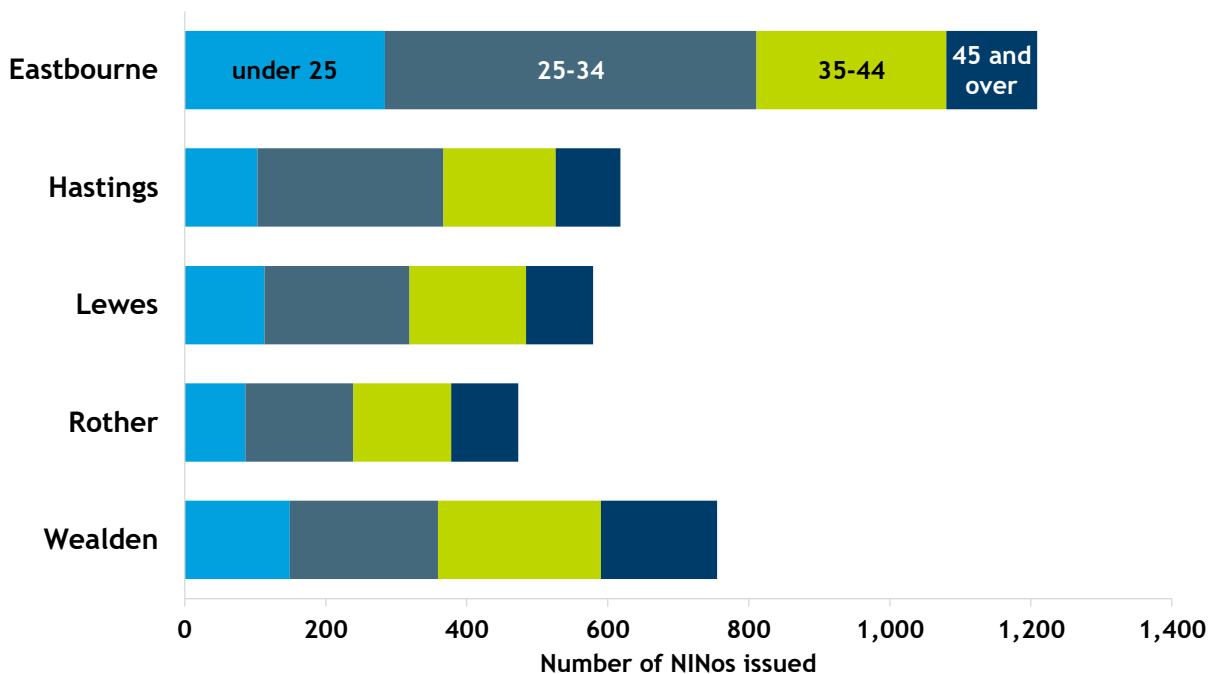
### Number of non-UK born people working in Human health and social work activities in East Sussex, Census 2021



## Ages of people applying for NINOs

- More than 9 out of 10 people applying for NINOs from overseas (91.5%) were aged 18-59, and nearly two thirds (64.1%) were aged 25-44.
- Only a small proportion of NINOs were issued to people aged 60 and over (4.9%), although this was higher in Wealden (7.8%).

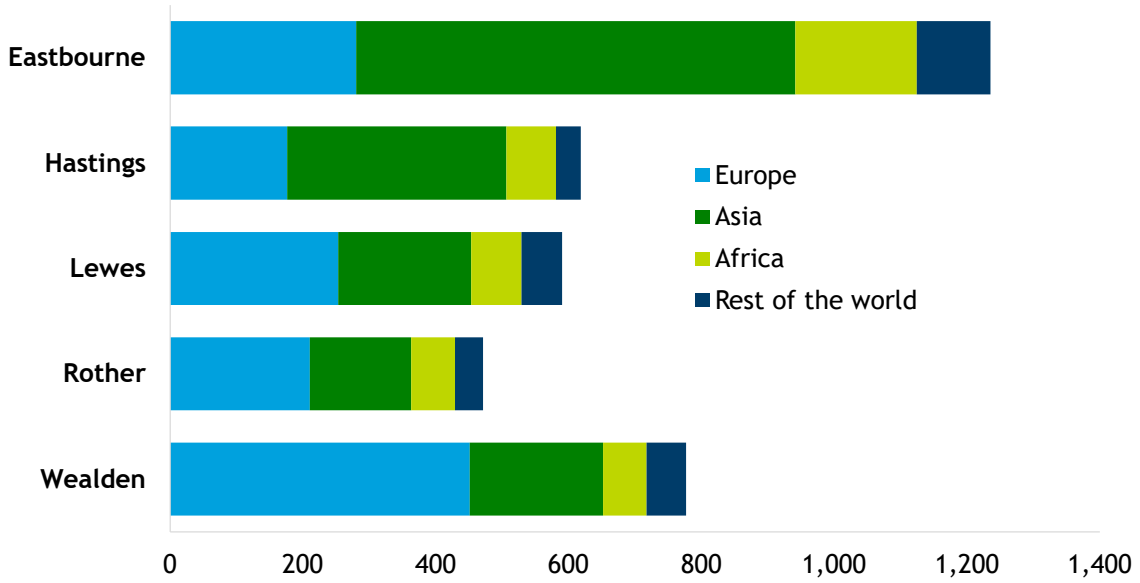
NINOs issued in 2022 by age group



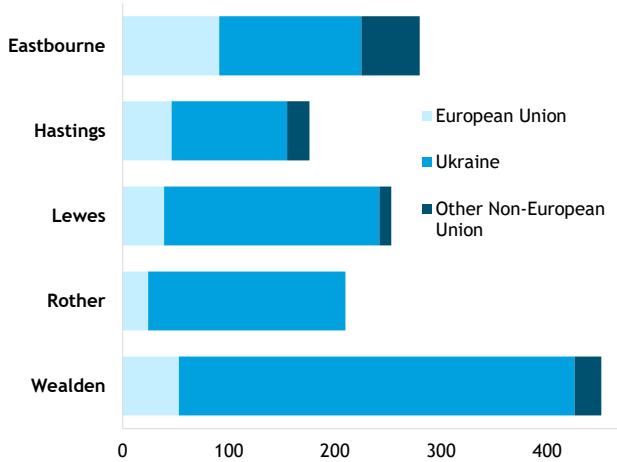
## District Breakdown

- One third of NINOs for overseas nationals issued in the county were in Eastbourne (1,204 out of 3,621), and just 12.8% were issued in Rother.
- The second largest number of NINOs were issued in Wealden in 2022, perhaps reflecting the high numbers of Ukrainian refugees who went there (see below), but in all previous years since 2002, Hastings had the second highest number of NINOs issued.
- While just over a quarter of NINOs issued in the county in 2022 were to people from Ukraine (27.6%), Ukrainians accounted for half of NINOs issued in Wealden (49.5%), and 40.2% in Rother, but only 11.1% in Eastbourne and 17.7% in Hastings.
- Nearly a third of NINOs issued in Eastbourne were for Indians (31.6%) and a further 8.9% were to people from Philippines. This is likely to reflect the number of jobs available in the Health and care sectors in the borough's hospital and many residential care establishments, which accounted for 22% of all employment according to the 2021 Census.
- In Hastings, nearly a quarter of NINOs (23.2%) were issued to people from India, and a further 15.1% from Philippines, also reflecting needs in the Health and care sectors.
- When comparing to 2019, before the Covid-19 pandemic, there were 67% more applications in 2022 in the county as a whole, but overall numbers are 157% higher in Rother, 91% higher in Wealden and 80% higher in Lewes, compared to 2019, with lower increases of 50% seen in Eastbourne and 30% in Hastings.

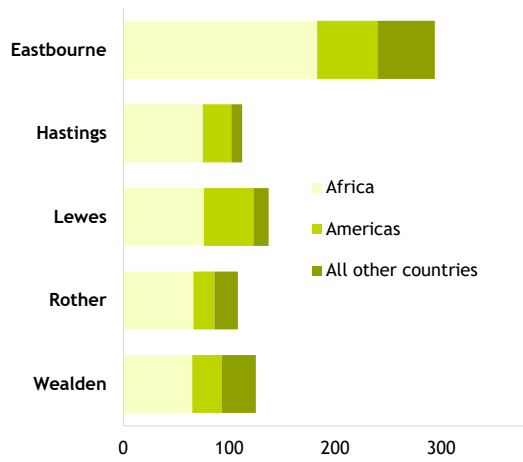
### NINOs issued in 2022, districts of East Sussex, by nationality group



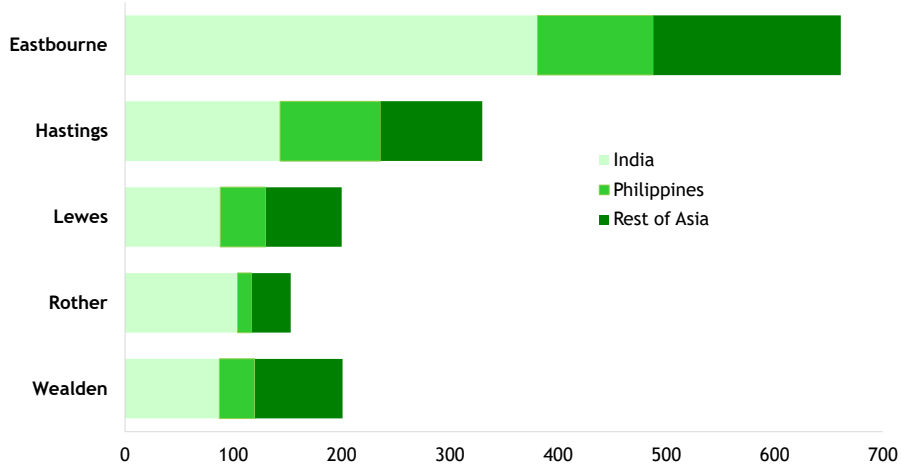
#### NINOs issued in 2022, districts of East Sussex, by European nationality group



#### NINOs issued in 2022, districts of East Sussex, by other nationality group



#### NINOs issued in 2022, districts of East Sussex, by Asian nationality group



## Further information

The Department for Work and Pensions (DWP) publish data on the number of National Insurance numbers (NINos) issued to foreign nationals who wish to work in the UK. This number can be used to estimate patterns of overseas migration into the county, but as mentioned earlier, the issue of a number is no long-term indicator of that person remaining resident in that district, and there is no requirement to relinquish the number on leaving the country. For this reason the NINo cannot reflect emigration (migrants who leave the UK) or the overall migrant population. District and county level internal and overseas migration estimates for 2021 and 2022 are due to be released when the ONS publish the mid-year estimates, which are due in the Autumn of 2023.

For many years, levels of overseas migration have been considerably lower than migration into the county from other parts of the UK (internal migration).

You can look at Census data on Country of Birth and Industry of Employment using the ONS's 2021 Census [Custom Data tool](#).

Detailed NINo data is published by the DWP on the [StatXplore](#) website.

## Contact details

For further information about migration and National Insurance registrations for overseas nationals for East Sussex, please contact Lenna Santamaría at [mariahelena.santamaria@eastsussex.gov.uk](mailto:mariahelena.santamaria@eastsussex.gov.uk).

The Research and Intelligence Team, Governance Services, provides demographic and socio-economic data, intelligence and insight to support East Sussex County Council and other East Sussex Partners. The Team also manages East Sussex in Figures (ESiF), the Local Information System for East Sussex.

Visit [www.eastsussexinfigures.org.uk](http://www.eastsussexinfigures.org.uk) or e-mail [esif@eastsussex.gov.uk](mailto:esif@eastsussex.gov.uk) for more information.