



# **WARM MAPPING BY GP PRACTICE SUPPLEMENT**

**Annual Report of the  
Director of Public Health  
2014-2015**



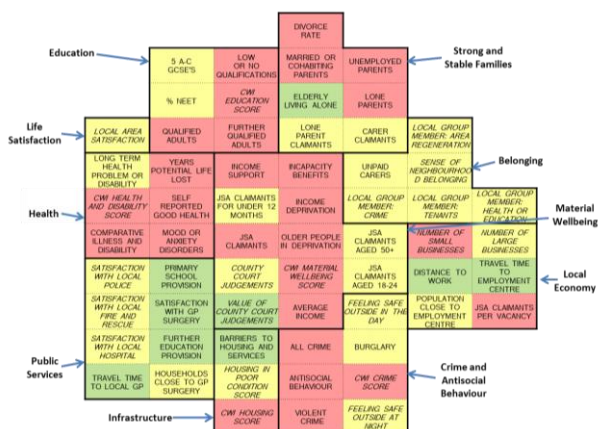
# Contents

|          |   |           |
|----------|---|-----------|
| <b>1</b> | <b>How to read GP practice maps</b>                           | <b>4</b>  |
| <b>2</b> | <b>GP Practice Maps: Hastings and Rother CCG</b>              | <b>5</b>  |
| <b>3</b> | <b>GP Practice Maps: Eastbourne, Hailsham and Seaford CCG</b> | <b>36</b> |
| <b>4</b> | <b>GP Practice Maps: High Weald Lewes Havens CCG</b>          | <b>57</b> |

## 1) How to read the GP practice maps

The GP Practice maps use national and local data sources to present information on the 62 indicators of health and wellbeing which make up the ten components of the WARM tool: Life Satisfaction; Education; Health; Material Wellbeing; Strong and Stable families; Belonging; Local Economy; Public Services; Crime and Anti-Social Behaviour and Infrastructure. There are three sections to read for each of the GP practice maps:

### A) Indicator maps



These maps represent the 62 indicators for each GP practice and whether each is significantly better or worse than the East Sussex average. The indicators are grouped into those which make up each of the ten WARM components. Indicators written in italics represent those considered to be “weak” either due to quality or age of data. Overall domain scores have been weighted so that these indicators carry half the weight of stronger indicators.

### B) Significantly different indicators and overall domain RAG rating

The boxes bordering the indicator map represent the overall RAG rating calculated for each of the WARM components for the GP practice. ‘Red components’ are where the majority of indicators are identified as deficits and ‘Green components’ are where the majority of indicators are identified as assets. ‘Strong’ indicators which are significantly better than the East Sussex average are outlined as “assets” within each component, and those which are significantly worse than average have been identified as “deficits” (“weak” indicators have been excluded)

|  |   |
|--|---|
| <b>Education</b><br>Assets: none<br>Deficits: High % 25-54 year olds with low or no qualifications, and low % adults with qualifications or higher qualifications  | <b>Strong and stable families</b><br>Assets: Low % elderly living alone<br>Deficits: Very high divorce rate and % lone parents, very low % children living in married or cohabiting households, high % children living in unemployed households |
| <b>Life Satisfaction</b><br>Assets: n/a<br>Deficits: n/a   | <b>Belonging</b><br>Assets: none<br>Deficits: none  |
| <b>Health</b><br>Assets: none<br>Deficits: High potential years of life lost, low self reported good health, high illness and disability and high mood or anxiety disorder.                                    | <b>Material wellbeing</b><br>Assets: none<br>Deficits: High % on income support, incapacity benefit or JSA, high income deprivation and very high older people in deprivation, low average income   |
| <b>Public Services</b><br>Assets: Highest satisfaction with GP surgery, short travel time to GP surgery, high local further education provision and very high local primary school provision<br>Deficits: none | <b>Local economy</b><br>Assets: Short travel time to employment centre and short distance to work<br>Deficits: High claimants per job vacancy   |
| <b>Infrastructure</b><br>Assets: low barriers to housing and services<br>Deficits: none  | <b>Crime and antisocial behaviour</b><br>Assets: none<br>Deficits: High total crime, antisocial behaviour and violent crime   |

### C) Detailed description of all indicators within each domain

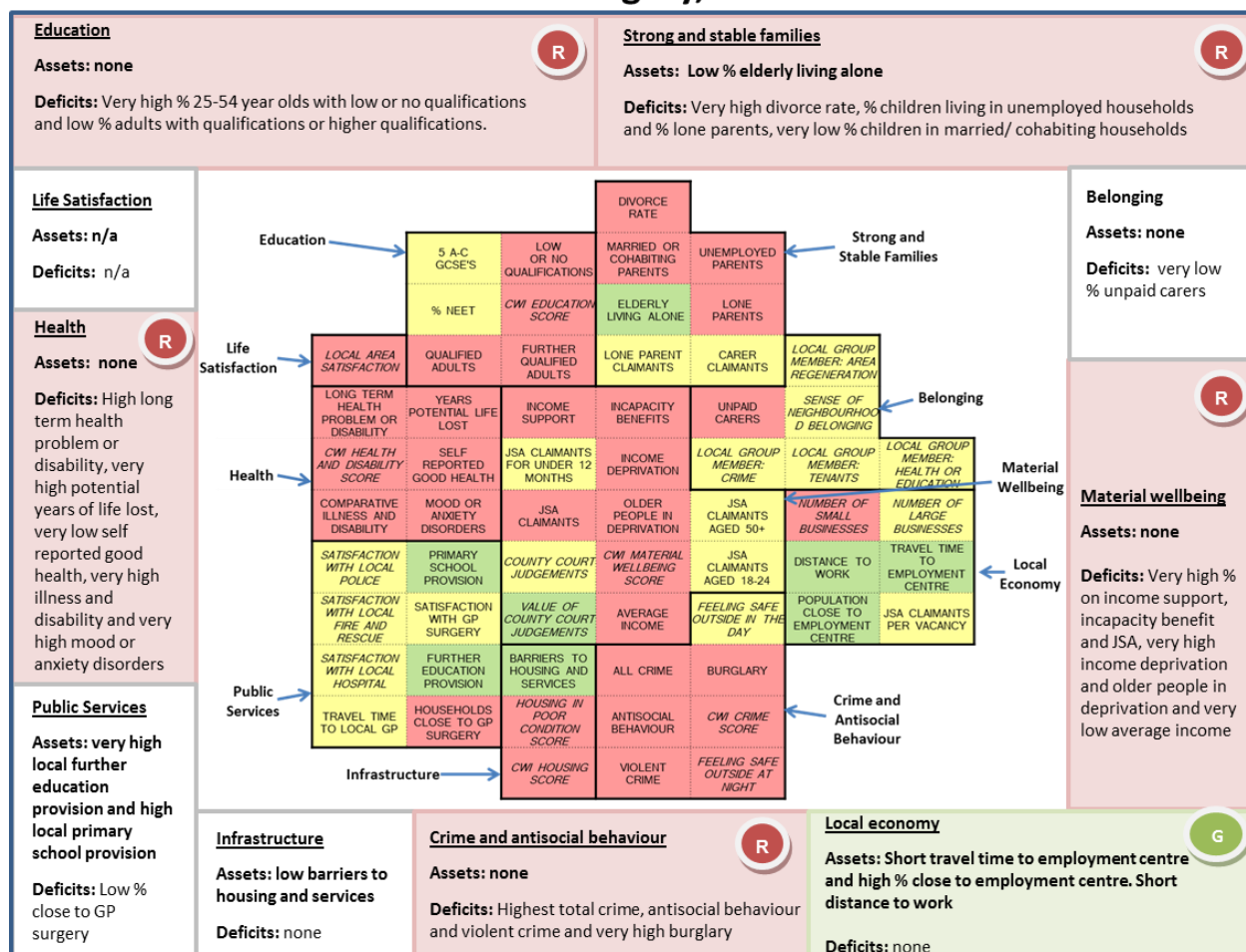
| Component                      | Description   |
|--------------------------------|---|
| Life satisfaction              |   |
| Education                      | Worse than average 25-54 year olds with low or no qualifications, adults with qualifications at level 2 or above or level 4 or above, and educational scores in the CWI   |
| Health                         | Worse than average potential years of life lost, health and disability score in CWI, self reported good health, comparative illness and disability, and mood or anxiety disorders in adults   |
| Material wellbeing             | Worse than average % on income support, incapacity benefit and JSA, Worse than average income deprivation, CWI material wellbeing scores and household income. Amongst ten worst practices for income deprivation affecting older people but better than average value of county court judgements                   |
| Strong and stable families     | Amongst ten worst practices for % of people who are divorced, children living in married or cohabiting households and children living in lone parent households. Worse than average % children living in workless households, better than average % elderly people living alone                                     |
| Belonging                      |   |
| Local economy                  | Better than average walking/public transport travel time to employment centre and distance travelled to work. Worse than average number of small local businesses and claimants per job vacancy   |
| Public services                | Best ranking practice for satisfaction with local GP surgery, better than average walking/public transport travel time to GP surgery and number of further education institutions within 30mins walking/public transport, amongst ten best practices for primary schools within 15 mins by walking/public transport |
| Crime and antisocial behaviour | Amongst then worst practices for crime score in CWI and worse than average all crime offences, antisocial behaviour and violent crime   |
| Infrastructure                 | Better than average barriers to housing and services score but worse than average housing score in CWI  |

The text at the bottom of each page provides a detailed outline of the standings of all indicators which were significantly different to the East Sussex average, whether considered weak or strong.

Detailed explanation of the WARM tool and methodology is outlined in the main report.

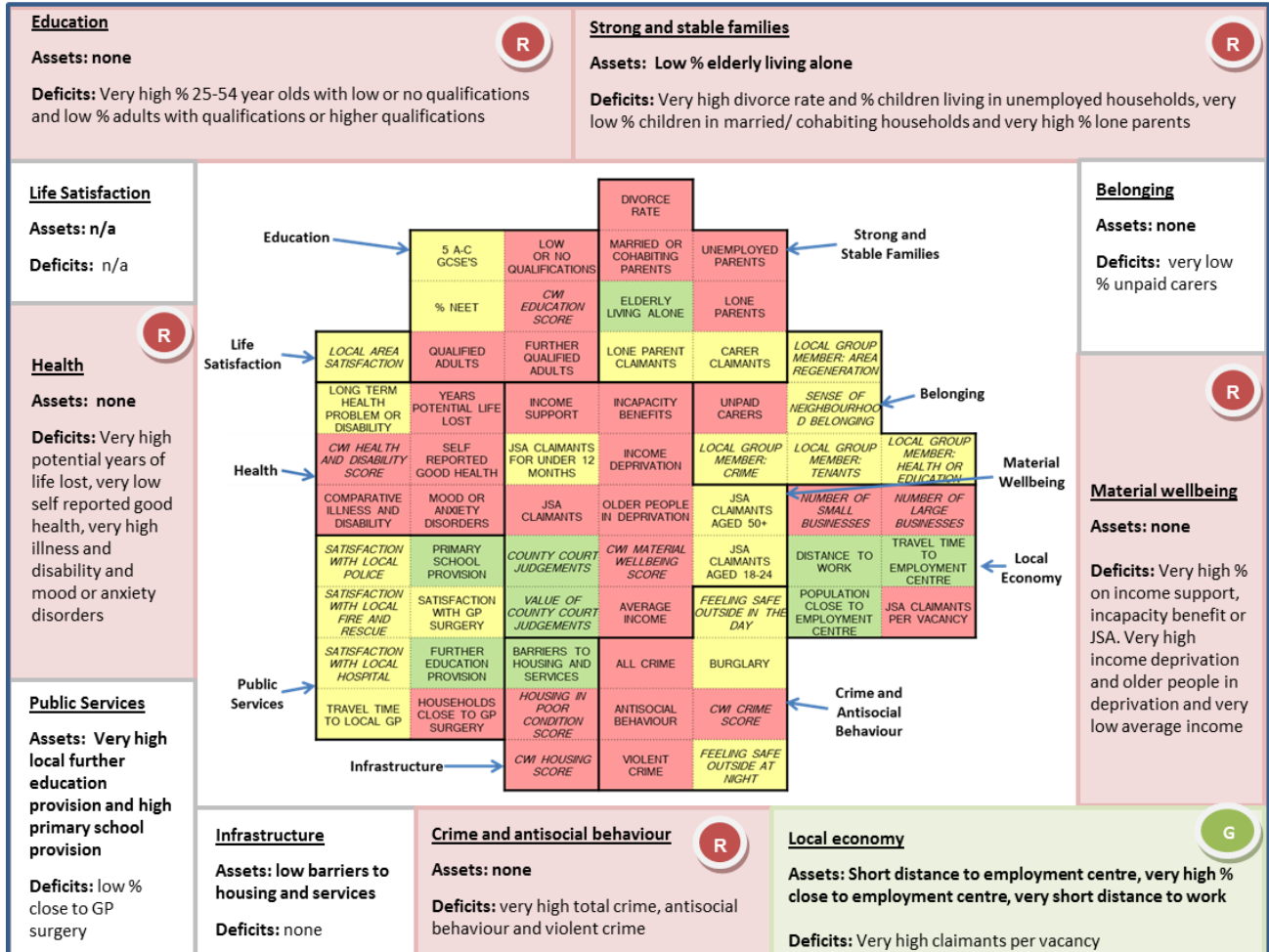
## 2) WARM component ratings and identified assets and deficits for GP practices in Hastings and Rother CCG

### The Plaza Surgery, H&R CCG



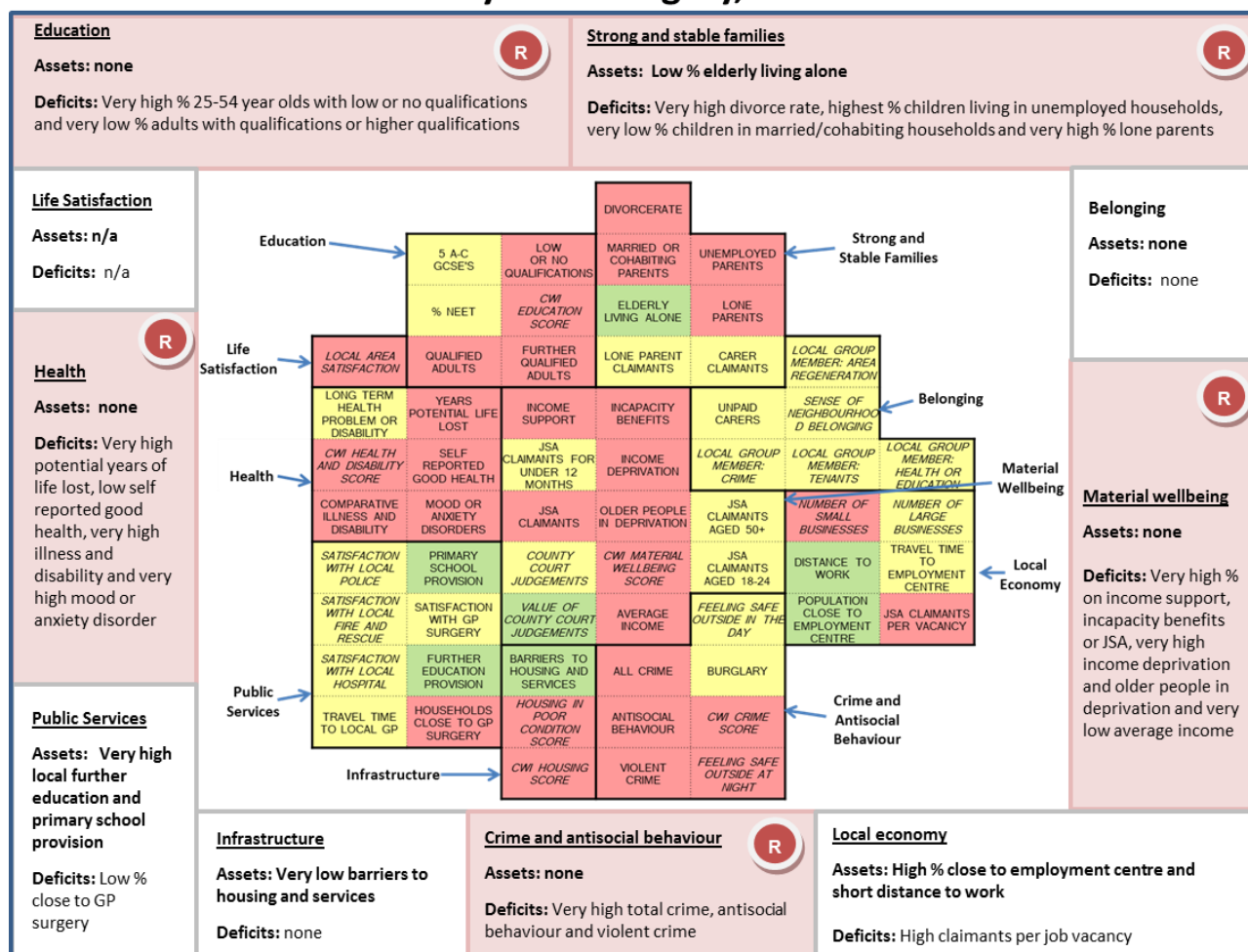
| Component                      | Description  |
|--------------------------------|--|
| Life satisfaction              | Fourth worst practice for satisfaction with local area   |
| Education                      | Amongst ten worst practices for % 25-54 year olds with low or no qualifications, worse than average qualifications at level 2 or a at level 4 or above and fourth worst educational scores in the CWI  |
| Health                         | Worse than average limiting long term health problem or disability, third worst practice for potential years of life lost, health and disability score in CWI and mood or anxiety disorders in adults. Amongst ten worst practices for self reported good health, and fifth worst for comparative illness and disability                                   |
| Material wellbeing             | Third worst practice for % on income support, and second worst for % on incapacity benefits or JSA. Third worst practice for income deprivation, income deprivation affecting older people and CWI material wellbeing scores but amongst ten best practices for value of county court judgements. Amongst ten worst practices for average household income |
| Strong and stable families     | Third worst practice for % of people who are divorced and % children living in workless households. Better than average elderly people living alone. Third worst practice for % children living in married or cohabiting households or in lone parent households   |
| Belonging                      | Third worst practice for % unpaid carers   |
| Local economy                  | Better than average walking/public transport travel time to employment centre and % of working age population within 20 mins of employment centre by walking/public transport or cycling. Worse than average number of small local businesses and amongst ten best practices for distance travelled to work  |
| Public services                | Worse than average % of households within 15 mins of GP surgery by walking/public transport. Fourth best practice for further education institutions within 30 mins walking/public transport and better than average primary schools within 15 mins by walking/public transport  |
| Crime and antisocial behaviour | Third worst crime score in CWI and feeling of safety outside during the night. Worst ranking practice for all crime offences, antisocial behaviour and violent crime, and fifth worst for burglary   |
| Infrastructure                 | Better than average barriers to housing and services score but second worst housing score in CWI and housing in poor condition score   |

# Cornwallis Surgery, H&R CCG



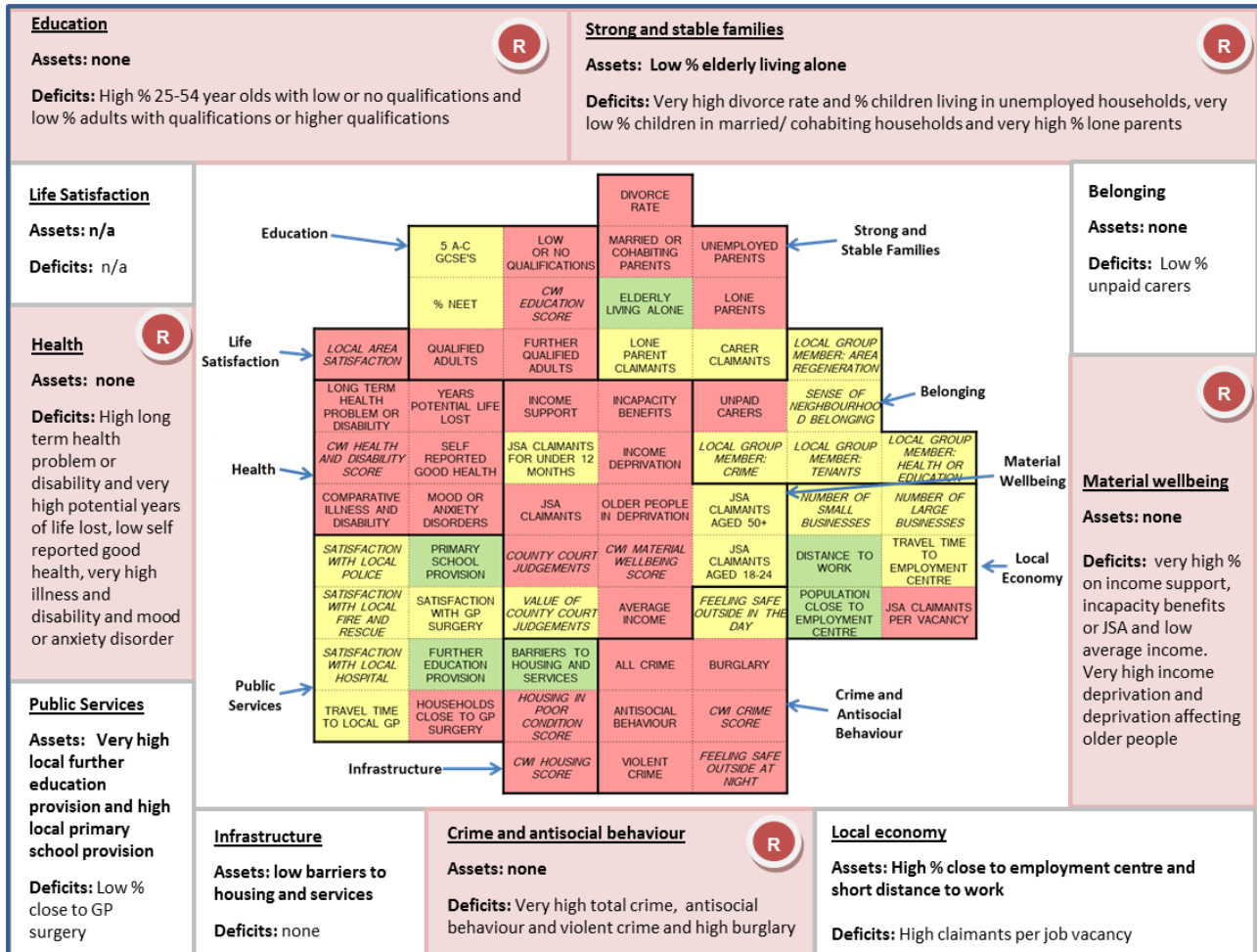
| Component                      | Description  |
|--------------------------------|--|
| Life satisfaction              |  |
| Education                      | Amongst ten worst practices for % 25-54 year olds with low or no qualifications. Worse than average qualifications at level 2 or above or at level 4 or above and amongst ten worst educational scores in the CWI  |
| Health                         | Fourth worst practice for potential years of life lost and mood or anxiety disorder in adults, and amongst ten worst practices for health and disability score in CWI, self reported good health, and comparative illness and disability   |
| Material wellbeing             | Amongst ten worst practices for % on income support, and fourth worst for % on incapacity benefits or JSA. Amongst ten worst practices for income deprivation and second worst for income deprivation affecting older people. Fifth worst practice for CWI material wellbeing scores, but better than average number of county court judgements and third best practice for value of county court judgements. Amongst ten worst practices for average household income |
| Strong and stable families     | Fourth worst practice for % of people who are divorced, children living in married or cohabiting households or in lone parent households, and fifth worst for children living in workless households. Better than average % elderly people living alone  |
| Belonging                      | Fourth worst % unpaid carers   |
| Local economy                  | Better than average walking/public transport travel time to employment centre and amongst ten best practices for % of working age population within 20 mins of employment centre by walking/public transport or cycling and for distanced travelled to work. Amongst ten worst practices for average number of small local businesses and worse than average number of large local businesses and claimants per job vacancy  |
| Public services                | Worse than average % of households within 15 mins of GP surgery by walking/public transport. Third best practice for further education institutions within 30 mins walking/public transport and better than average for primary schools within 15 mins by walking/public transport   |
| Crime and antisocial behaviour | Fifth worst practice for crime score in CWI, and second worst for all crime offences, antisocial behaviour and violent crime   |
| Infrastructure                 | Better than average barriers to housing and services score, but fourth worst housing score in CWI and third worst housing in poor condition score  |

# Priory Road Surgery, H&R CCG



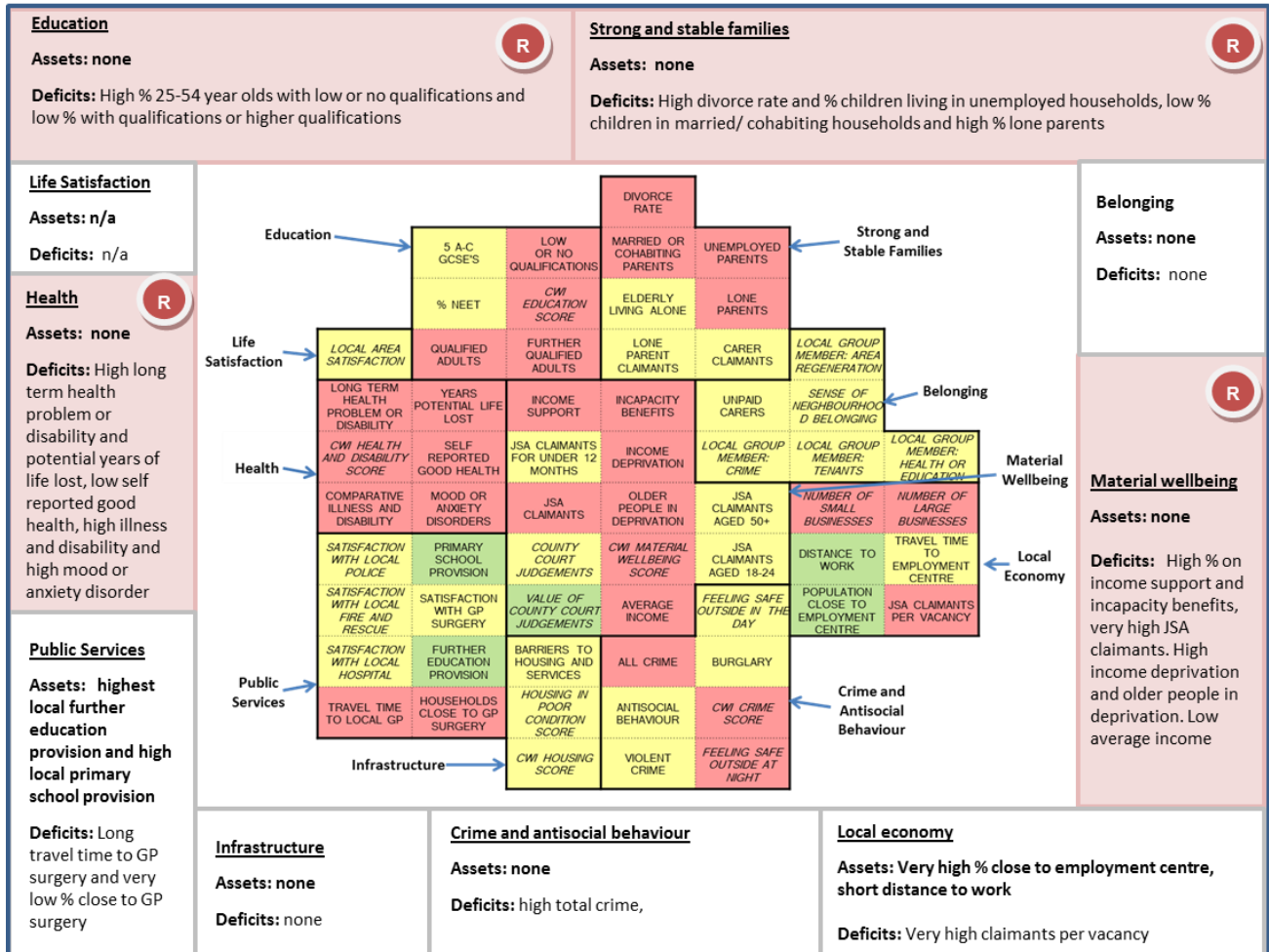
| Component                      | Description   |
|--------------------------------|---|
| Life satisfaction              | Third worst practice for satisfaction with local area   |
| Education                      | Fifth worst % 25-54 year olds with low or no qualifications, amongst ten worst practices for qualifications at level 2 or above or at level 4 or above and second worst for educational scores in the CWI   |
| Health                         | Fifth worst practice for potential years of life lost, worst ranking practice for health and disability score in CWI, worse than average self reported good health, third worst practice for comparative illness and disability and fifth worst for mood or anxiety disorders in adults   |
| Material wellbeing             | Second worst practice for % on income support and for income deprivation and CWI material wellbeing scores, fifth worst for % on incapacity benefits or JSA, and for income deprivation affecting older people , and amongst ten worst practices for household income. Fifth best practice for value of county court judgements |
| Strong and stable families     | Fifth worst % of people who are divorced, worst ranking practice for % children living in workless households, and second worst for children in married or cohabiting households or in lone parent households. Fifth best practice for elderly people living alone.   |
| Belonging                      |   |
| Local economy                  | Better than average % of working age population within 20 mins of employment centre by walking/public transport or cycling, amongst ten worst practices for number of small local businesses and worse than average claimants per job vacancy, but better than average distance travelled to work                               |
| Public services                | Worse than average % of households within 15 mins of GP surgery by walking/public transport, second best practice for further education institutions within 30 mins walking/public transport and third best for primary schools within 15 mins by walking/public transport  |
| Crime and antisocial behaviour | Worst ranking practice for crime score in CWI and feeling of safety outside during the night and third worst for all crime offences, antisocial behaviour and violent crime   |
| Infrastructure                 | Amongst ten best practices for barriers to housing and services score, fifth worst housing score in CWI and worse than average housing in poor condition score  |

# The Station Practice, H&R CCG



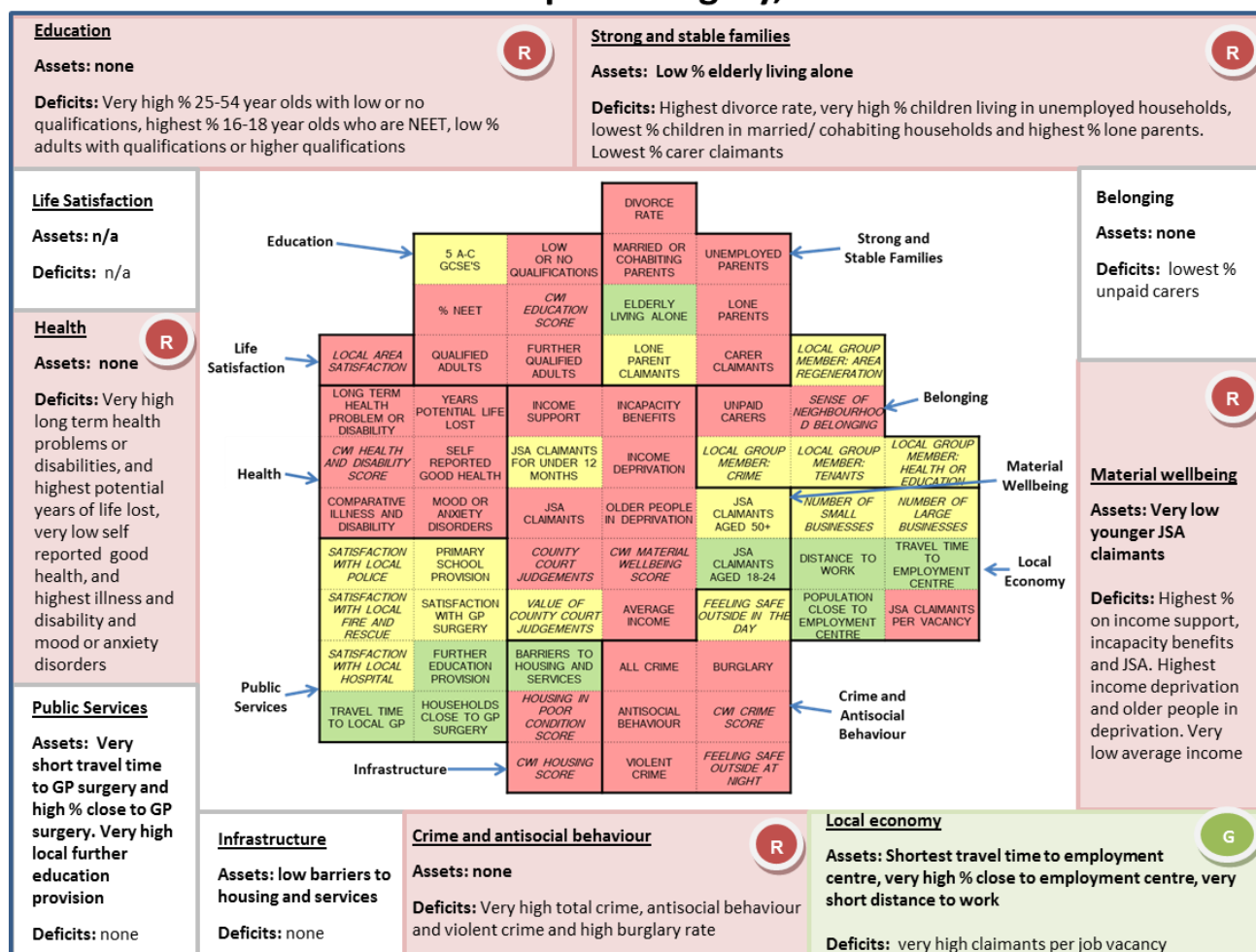
| Component                      | Description  |
|--------------------------------|--|
| Life satisfaction              | Amongst ten worst practices for satisfaction with local area   |
| Education                      | Worse than average 25-54 year olds with low or no qualifications, adults with qualifications at level 2 or above or at level 4 or above, and amongst ten worst practices for educational scores in the CWI   |
| Health                         | Worse than average limiting long term health problem or disability and self reported good health. Amongst ten worst practices for potential years of life lost, health and disability score in CWI, comparative illness and disability and mood or anxiety disorders in adults     |
| Material wellbeing             | Amongst ten worst practices for % on income support, incapacity benefits or JSA, for income deprivation and income deprivation affecting older people and for CWI material wellbeing scores. Worse than average number of county court judgements and household income             |
| Strong and stable families     | Amongst ten worst practices for % of people who are divorced, children living in workless households, in married or cohabiting households or in lone parent households. Better than average % elderly people living alone.   |
| Belonging                      | Worse than average % unpaid carers   |
| Local economy                  | Better than average % of working age population within 20 mins of employment centre by walking/public transport or cycling and distance travelled to work. Worse than average claimants per job vacancy  |
| Public services                | Worse than average % of households within 15 mins of GP surgery by walking/public transport, sixth best practice for further education institutions within 30 mins walking/public transport and better than average for primary schools within 15 mins by walking/public transport |
| Crime and antisocial behaviour | Amongst ten worst practices for crime score in CWI and feeling of safety outside during the night. Fourth worst practice for all crime offences and violent crime, fifth worst for antisocial behaviour and worse than average for burglary  |
| Infrastructure                 | Better than average barriers to housing and services score, amongst ten worst practices for housing score in CWI and worse than average housing in poor condition score  |

# Beaconsfield Road Surgery, H&R CCG



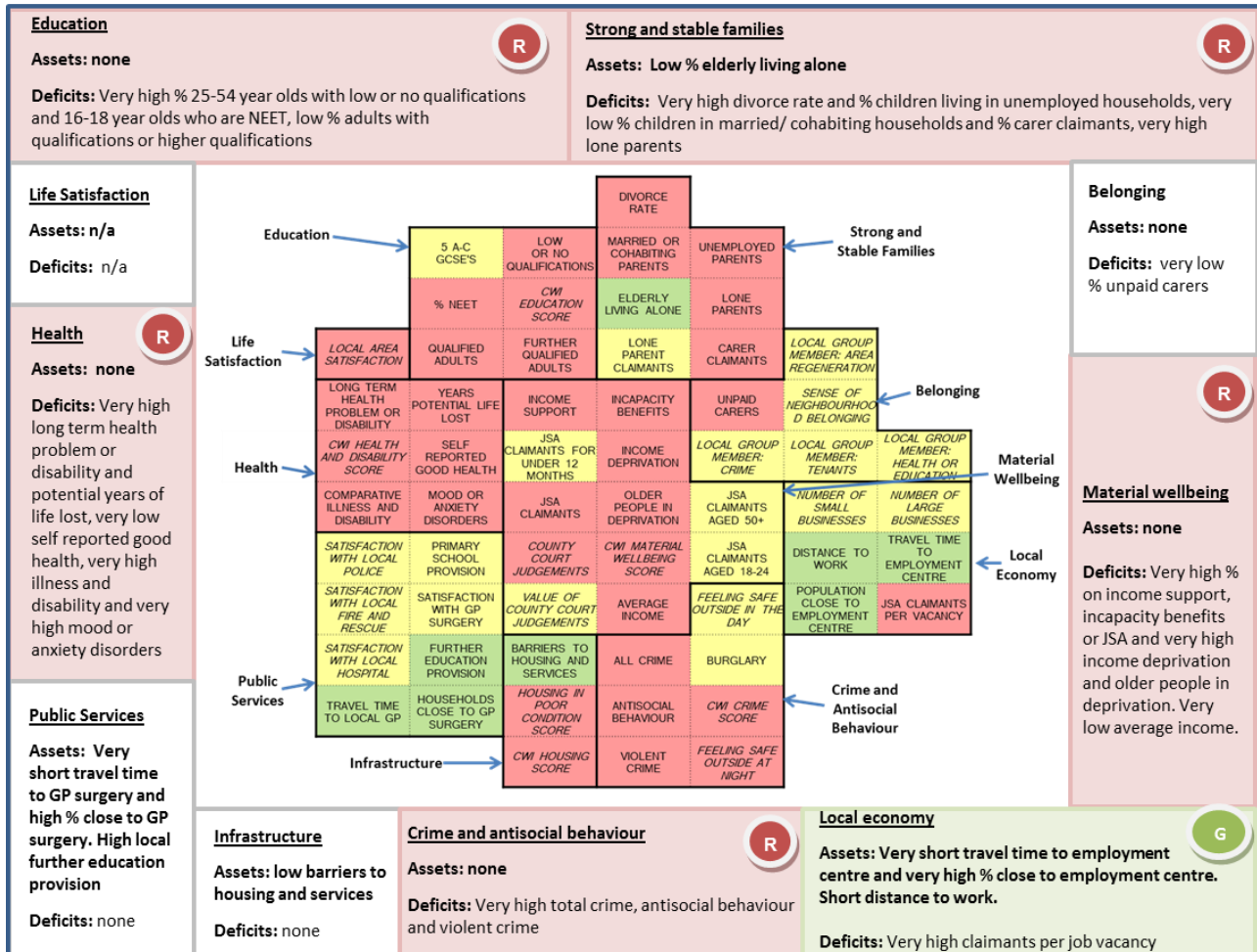
| Component                      | Description  |
|--------------------------------|--|
| Life satisfaction              |  |
| Education                      | Worse than average % 25-54 year olds with low or no qualifications, qualifications at level 2 or above or at level 4 or above and educational scores in the CWI  |
| Health                         | Worse than average limiting long term health problem or disability, potential years of life lost, health and disability score in CWI, self reported good health, comparative illness and disability and mood or anxiety disorders in adults  |
| Material wellbeing             | Worse than average % on income support and incapacity benefits, and amongst ten worst practices for JSA claimants. Worse than average income deprivation and deprivation affecting older people. Worse than average CWI material wellbeing scores and household income. Better than average value of county court judgements   |
| Strong and stable families     | Worse than average % of people who are divorced, % children living in workless households, in married or cohabiting households or in lone parent households  |
| Belonging                      |  |
| Local economy                  | Amongst ten best practices for % of working age population within 20 mins of employment centre by walking/ public transport or cycling, worse than average number of small or large local businesses, fourth worst practice for claimants per job vacancy and better than average distance travelled to work   |
| Public services                | Worse than average walking/public transport travel time to GP surgery and third worst practice for % of households within 15 mins of GP surgery by walking/public transport. Best ranking practice for further education institutions within 30 mins walking/public transport and better than average for primary schools within 15 mins by walking/public transport |
| Crime and antisocial behaviour | Amongst ten worst practices for crime score in CWI and for feeling of safety outside during the night. Worse than average for all crime offences   |
| Infrastructure                 |  |

# Warrior Square Surgery, H&R CCG



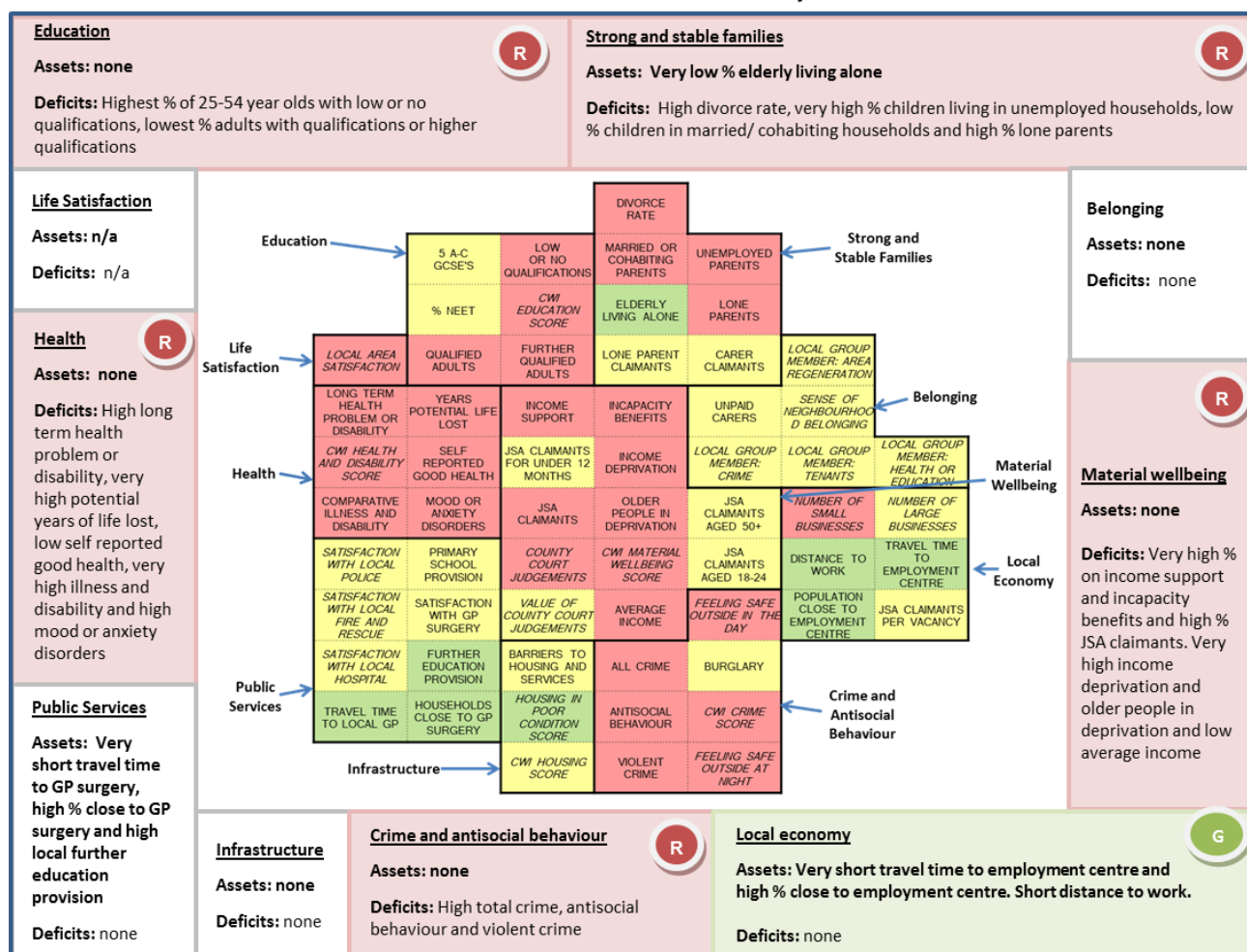
| Component                      | Description  |
|--------------------------------|--|
| Life satisfaction              | Amongst ten worst practices for satisfaction with local area   |
| Education                      | Fourth worst practice for 25-54 year olds with low or no qualifications and worst for 16-18 year olds who are NEET. Worse than average % adults with qualifications at level 2 or above or at level 4 or above and third worst for educational scores in the CWI   |
| Health                         | Amongst ten worst practices for limiting long term health problem or disability, worst ranking practice for potential years of life lost, comparative illness and disability and for mood or anxiety disorders in adults, fifth worst health and disability score in CWI and fourth worst practice for self reported good health |
| Material wellbeing             | Worst ranking practice for % on income support, % on incapacity benefits, JSA claimants, income deprivation amongst older people, and CWI material wellbeing scores. Amongst ten best practices for JSA claimants aged 18-24. Fourth worst practice for number of county court judgements and for average household income       |
| Strong and stable families     | Worst ranking practice for % of people who are divorced and second worst for children living in workless households. Better than average % elderly people living alone. Worst ranking practice for % children living in married or cohabiting households or in lone parent households and for carer claimants                    |
| Belonging                      | Worst ranking practice for sense of neighbourhood belonging and for % unpaid carers  |
| Local economy                  | Best ranking practice for walking/public transport travel time to employment centre and third best % of working age population within 20 mins of employment centre by walking/ public transport or cycling. Third worst practice for claimants per job vacancy but amongst ten best for distance travelled to work               |
| Public services                | Amongst ten best practices for walking/public transport travel time to GP surgery, better than average % of households within 15 mins of GP surgery by walking/public transport and amongst ten best practices for further education institutions within 30 mins walking/public transport  |
| Crime and antisocial behaviour | Amongst ten worst practices for crime score in CWI, fourth worst for feeling of safety outside during the night and for antisocial behaviour, fifth worst for all crime offences and violent crime, and worse than average for burglary  |
| Infrastructure                 | Better than average barriers to housing and services score but worst practice for housing score in CWI and housing in poor condition score   |

# Carisbrooke Surgery, H&R CCG



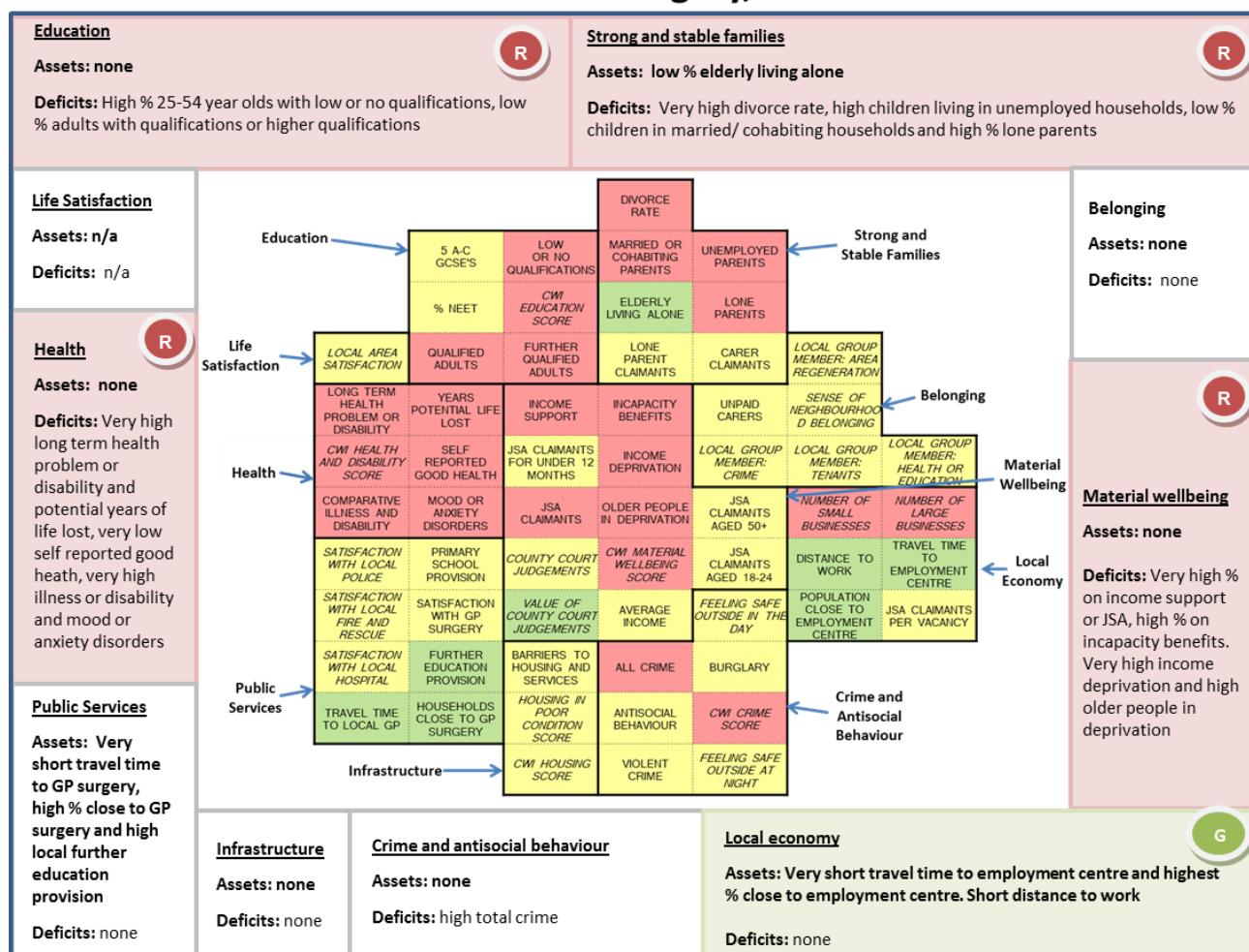
| Component                      | Description   |
|--------------------------------|---|
| Life satisfaction              | Amongst ten worst practices for satisfaction with local area  |
| Education                      | Amongst ten worst practices for 25-54 year olds with low or no qualifications and second worst % 16-18 year olds who are NEET. Worse than average qualifications at level 2 or above or at level 4 or above and educational scores in the CWI   |
| Health                         | Amongst ten worst practices for limiting long term health problem or disability and health and disability score in CWI. Second worst practice for potential years of life lost and for mood or anxiety disorders in adults, fifth worst for self reported good health and fourth worst for comparative illness and disability           |
| Material wellbeing             | Fifth worst practice for % on income support and third worst for incapacity benefits and JSA claimants. Fourth worst CWI material wellbeing scores and income deprivation and fifth worst income deprivation affecting older people. Amongst ten worst practices for number of county court judgements and for average household income |
| Strong and stable families     | Second worst practice for % of people who are divorced, amongst ten worst practices for children living in workless households, in married or cohabiting households or in lone parent households. Better than average % elderly people living alone but fifth worst practice for carer claimants  |
| Belonging                      | Fifth worst % unpaid carers   |
| Local economy                  | Second best practice for walking/ public transport travel time to employment centre and fifth best for % of working age population within 20 mins of employment centre by walking/public transport or cycling. Amongst ten worst practices for claimants per job vacancy but better than average distance travelled to work             |
| Public services                | Amongst ten best practices for walking /public transport travel time to GP surgery and better than average % of households within 15 mins of GP surgery by walking/public transport and further education institutions within 30 mins walking/public transport  |
| Crime and antisocial behaviour | Worse than average crime score in CWI and amongst ten worst practices for feeling of safety outside during the night, all crime offences, antisocial behaviour and violent crime  |
| Infrastructure                 | Better than average barriers to housing and services score but third worst housing score in CWI and amongst ten worst practices for housing in poor condition score   |

# Churchwood Medical Practice, H&R CCG



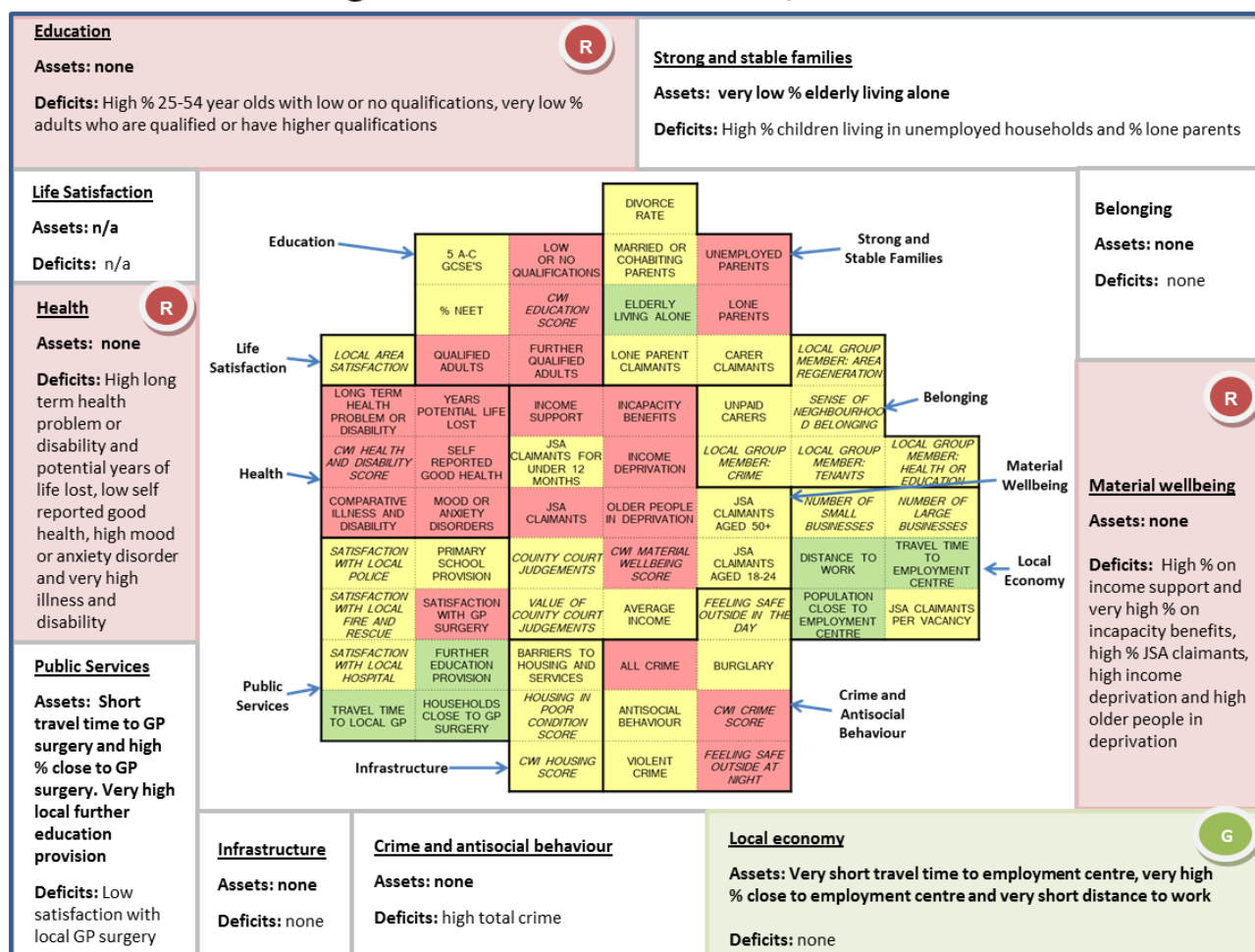
| Component                      | Description  |
|--------------------------------|--|
| Life satisfaction              | Amongst ten worst practices for satisfaction with local area   |
| Education                      | Worst ranking practice for % 25-54 year olds with low or no qualifications, for adults with qualifications at level 2 or above or at level 4 or above and for educational scores in the CWI  |
| Health                         | Worse than average limiting long term health problem or disability, amongst ten worst practices for potential years of life lost, second worst for health and disability score in CWI and comparative illness and disability, worse than average self reported good health and mood or anxiety disorders in adults   |
| Material wellbeing             | Third worst practice for % on income support and amongst ten worst practices for % on incapacity benefits. Fifth worst practice for income deprivation and amongst ten worst for income deprivation affecting older people. Worse than average % JSA claimants. Amongst ten worst practices for CWI material wellbeing scores. Worse than average number of county court judgements and household income |
| Strong and stable families     | Worse than average % of people who are divorced, amongst ten worst practices for % children living in workless households, and second best for % elderly people living alone. Worse than average % children living in married or cohabiting households or in lone parent households  |
| Belonging                      |  |
| Local economy                  | Third best practice for walking/public transport travel time to employment centre and better than average % of working age population within 20 mins of employment centre by walking /public transport or cycling and distance travelled to work. Worse than average number of small local businesses  |
| Public services                | Second best practice for walking/ public transport travel time to GP surgery and better than average % of households within 15 mins of GP surgery by walking/public transport and further education institutions within 30 mins walking/public transport   |
| Crime and antisocial behaviour | Worse than average crime score in CWI, worst ranking practice for feeling of safety outside during the day and second worst for feeling of safety outside during the night, Worse than average all crime offences, antisocial behaviour and violent crime  |
| Infrastructure                 | Better than average housing in poor condition score  |

# Essenden Road Surgery, H&R CCG



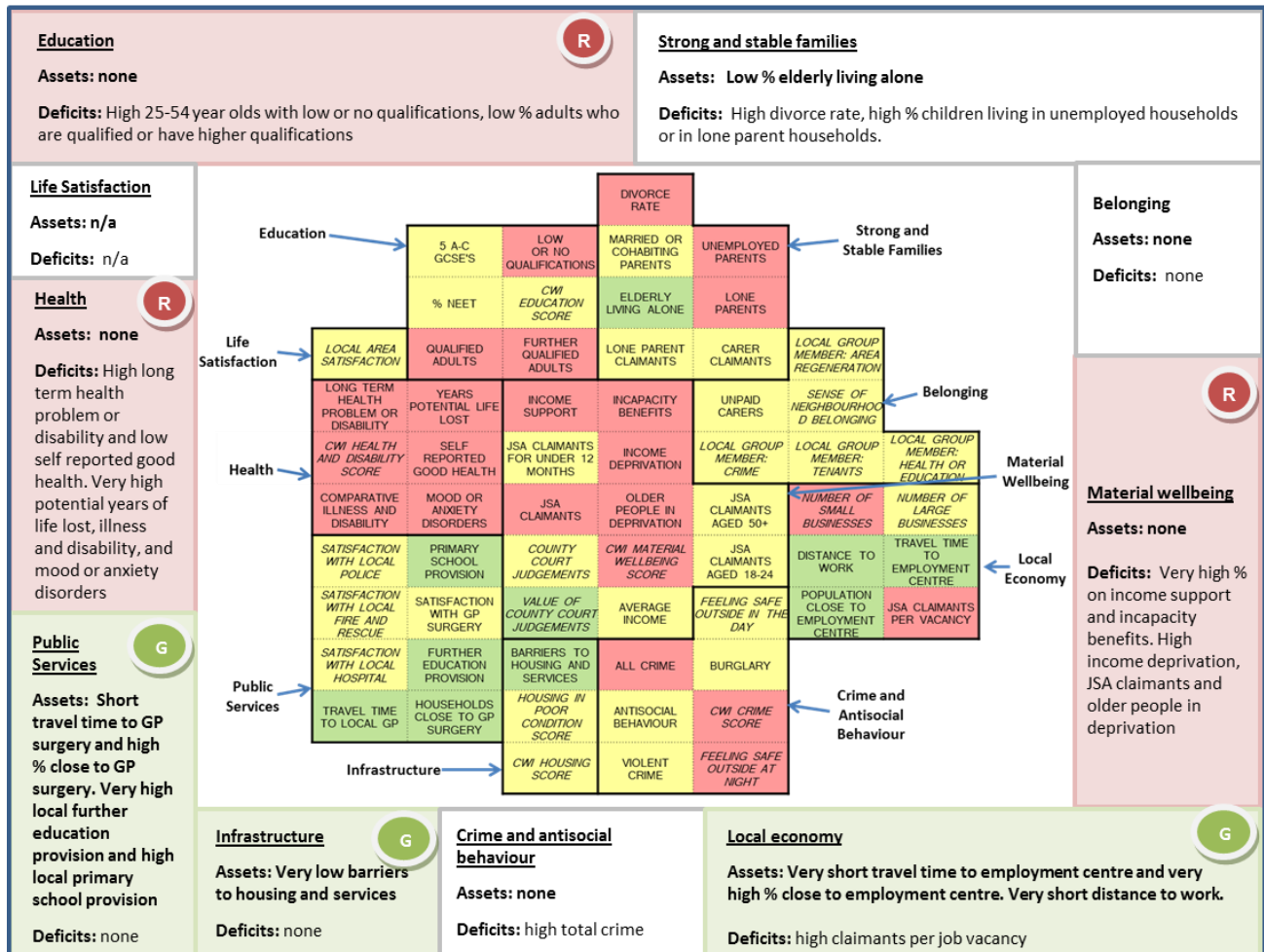
| Component                      | Description   |
|--------------------------------|---|
| Life satisfaction              |   |
| Education                      | Worse than average 25-54 year olds with low or no qualifications, adults with qualifications at level 2 or above or at level 4 or above and educational scores in the CWI   |
| Health                         | Amongst ten worst practices for limiting long term health problem or disability, potential years of life lost, self reported good health, comparative illness and disability and mood or anxiety disorders in adults. Worse than average health and disability score in CWI   |
| Material wellbeing             | Amongst ten worst practices for % on income support and for JSA claimants, worse than average % on incapacity benefits and amongst ten worst practices for income deprivation and CWI material wellbeing scores. Worse than average income deprivation affecting older people. Amongst ten best practices for value of county court judgements  |
| Strong and stable families     | Amongst ten worst practices for % of people who are divorced, worse than average children living in workless households, in married or cohabiting households or in lone parent households. Better than average % elderly people living alone  |
| Belonging                      |   |
| Local economy                  | Fifth best practice for walking/public transport travel time to employment centre and best ranking practice for % of working age population within 20 mins of employment centre by walking /public transport or cycling. Amongst ten worst practices for number of small local businesses and worse than average number of large local businesses. Better than average distance travelled to work |
| Public services                | Amongst ten best practices for walking /public transport travel time to GP surgery and better than average % of households within 15 mins of GP surgery by walking/public transport and further education institutions within 30 mins walking/public transport  |
| Crime and antisocial behaviour | Worse than average crime score in CWI and all crime offences  |
| Infrastructure                 |   |

# High Glades Medical Centre, H&R CCG



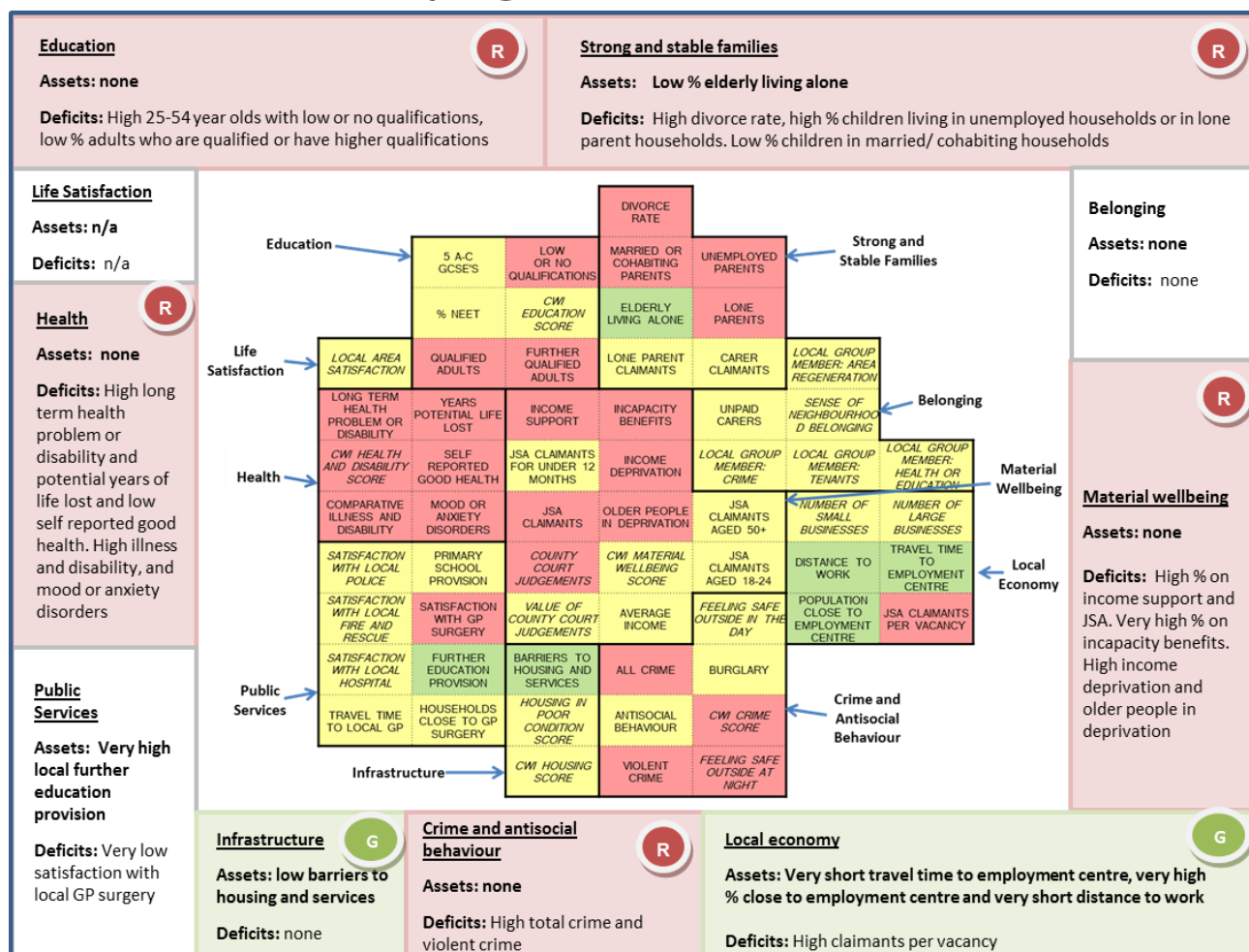
| Component                      | Description  |
|--------------------------------|--|
| Life satisfaction              |  |
| Education                      | Worse than average 25-54 year olds with low or no qualifications, amongst ten worst practices for adults with qualifications at level 2 or above and third worst for qualifications at level 4 or above. Worse than average educational scores in the CWI  |
| Health                         | Worse than average limiting long term health problem or disability and potential years of life lost. Fourth worst health and disability score in CWI, worse than average self reported good health and mood or anxiety disorders in adults and amongst ten worst practices for comparative illness and disability  |
| Material wellbeing             | Worse than average % on income support and amongst ten worst practices for % on incapacity benefits, worse than average % JSA claimants, income deprivation, income deprivation affecting older people and CWI material wellbeing scores   |
| Strong and stable families     | Worse than average % children living in workless households and in lone parent households. Amongst ten best practices for % elderly people living alone  |
| Belonging                      |  |
| Local economy                  | Amongst ten best practices for walking /public transport travel time to employment centre, % of working age population within 20 mins of employment centre by walking/public transport or cycling and distance travelled to work   |
| Public services                | Worse than average satisfaction with local GP surgery, better than average walking/public transport travel time to GP surgery and % of households within 15 mins of GP surgery by walking/ public transport/ Amongst ten best practices for further education institutions within 30 mins walking/public transport |
| Crime and antisocial behaviour | Worse than average crime score in CWI, feeling of safety outside during the night and all crime offences   |
| Infrastructure                 |  |

# Sedlescombe House Surgery, H&R CCG



| Component                      | Description   |
|--------------------------------|---|
| Life satisfaction              |   |
| Education                      | Worse than average 25-54 year olds with low or no qualifications, and adults with qualifications at level 2 or above or at level 4 or above   |
| Health                         | Worse than average limiting long term health problem or disability, health and disability score in CWI and self reported good health. Amongst ten worst practices for potential years of life lost, comparative illness and disability and mood or anxiety disorders in adults  |
| Material wellbeing             | Amongst ten worst practices for % on income support and incapacity benefits. Worse than average income deprivation, JSA claimants, CWI material wellbeing scores, and income deprivation affecting older people. Better than average value of county court judgements   |
| Strong and stable families     | Worse than average % of people who are divorced children living in workless households or in lone parent households. Better than average % elderly people living alone.   |
| Belonging                      |   |
| Local economy                  | Amongst ten best practices for walking/public transport travel time to employment centre, fourth best for % of working age population within 20 mins of employment centre by walking/public transport or cycling and third best for distance travelled to work. Amongst ten worst practices for number of small local businesses and worse than average for claimants per job vacancy |
| Public services                | Better than average walking/public transport travel time to GP surgery , % of households within 15 mins of GP surgery by walking/public transport and primary schools within 15 mins by walking/public transport. Amongst ten best practices for further education institutions within 30 mins walking /public transport  |
| Crime and antisocial behaviour | Worse than average crime score in CWI and all crime offences. Amongst ten worst practices for feeling of safety outside during the night  |
| Infrastructure                 | Amongst ten best practices for barriers to housing and services score   |

# Silver Springs Practice, H&R CCG



| Component                      | Description   |
|--------------------------------|---|
| Life satisfaction              |   |
| Education                      | Worse than average 25-54 year olds with low or no qualifications, and adults with qualifications at level 2 or above or at level 4 or above   |
| Health                         | Worse than average limiting long term health problem or disability, potential years of life lost, health and disability score in CWI, self reported good health, comparative illness and disability and mood or anxiety disorders in adults   |
| Material wellbeing             | Worse than average % on income support or on JSA, amongst ten worst practices for incapacity benefits, worse than average income deprivation, income deprivation affecting older people and number of county court judgements   |
| Strong and stable families     | Worse than average % of people who are divorced and % children living in workless households. Better than average elderly people living alone but worse than average children living in married or cohabiting households or in lone parent households   |
| Belonging                      |   |
| Local economy                  | Amongst ten best practices for walking /public transport travel time to employment centre and second best for % of working age population within 20 mins of employment centre by walking/public transport or cycling. Worse than average claimants per job vacancy but fifth best practice for distance travelled to work |
| Public services                | Second worst practice for satisfaction with local GP surgery but amongst ten best practices for further education institutions within 30 mins walking/public transport  |
| Crime and antisocial behaviour | Worse than average crime score in CWI, feeling of safety outside during the night, all crime offences and violent crime   |
| Infrastructure                 | Better than average barriers to housing and services score  |

## South Saxon House Surgery, H&R CCG

|  |  |  |  |
|--|--|--|--|
| <p><b>Education</b></p> <p><b>Assets:</b> none</p> <p><b>Deficits:</b> High 25-54 year olds with low or no qualifications, low % adults who are qualified and very low % who have higher qualifications</p>                    | <p><b>Strong and stable families</b></p> <p><b>Assets:</b> Low % elderly living alone</p> <p><b>Deficits:</b> High divorce rate and % children living in unemployed households</p> |  |  |
| <p><b>Life Satisfaction</b></p> <p><b>Assets:</b> n/a</p> <p><b>Deficits:</b> n/a</p>  |  |  | <p><b>Belonging</b></p> <p><b>Assets:</b> none</p> <p><b>Deficits:</b> none</p>                                  |
| <p><b>Health</b></p> <p><b>Assets:</b> none</p> <p><b>Deficits:</b> High potential years of life lost, low self reported good health, high illness and disability and high mood or anxiety disorders</p>                       |  |  |  |
| <p><b>Public Services</b></p> <p><b>Assets:</b> Short travel time to GP surgery, high % close to GP surgery and high local further education provision</p> <p><b>Deficits:</b> Very low satisfaction with local GP surgery</p> | <p><b>Infrastructure</b></p> <p><b>Assets:</b> none</p> <p><b>Deficits:</b> none</p>   | <p><b>Crime and antisocial behaviour</b></p> <p><b>Assets:</b> none</p> <p><b>Deficits:</b> High total crime and violent crime</p> | <p><b>Local economy</b></p> <p><b>Assets:</b> High % close to employment centre</p> <p><b>Deficits:</b> none</p> |

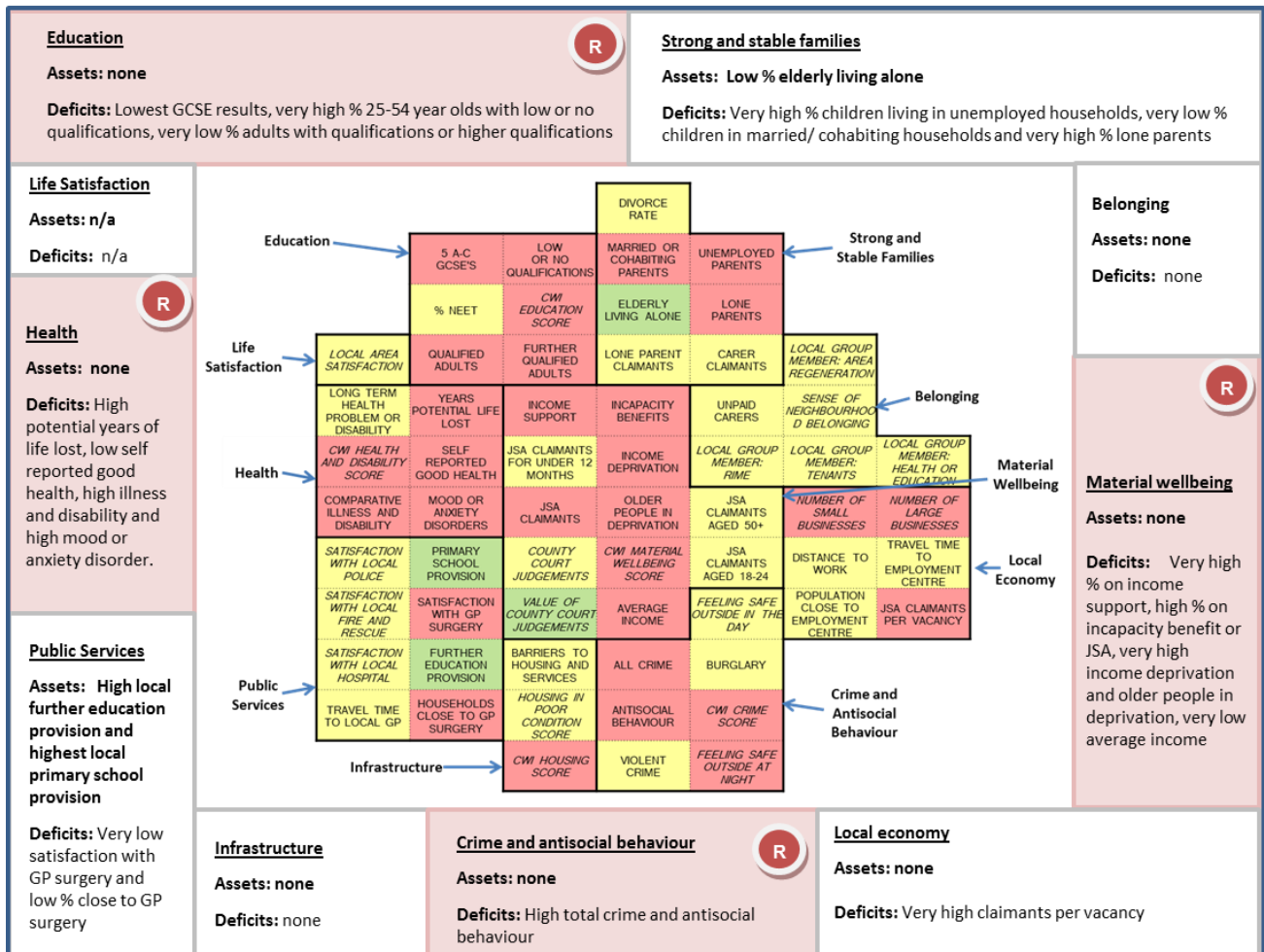
| Component                      | Description   |
|--------------------------------|---|
| Life satisfaction              |   |
| Education                      | Worse than average % 25-54 year olds with low or no qualifications and adults with qualifications at level 2 or above, amongst ten worst practices for qualifications at level 4 or above and worse than average educational scores in the CWI  |
| Health                         | Worse than average potential years of life lost, self reported good health, comparative illness and disability and mood or anxiety disorders in adults  |
| Material wellbeing             | Worse than average income deprivation, JSA claimants, CWI material wellbeing scores, and income deprivation affecting older people. Better than average number of county court judgements and amongst ten best practices for value of county court judgements                               |
| Strong and stable families     | Worse than average % of people who are divorced and % children living in workless households. Better than average % elderly people living alone   |
| Belonging                      |   |
| Local economy                  | Better than average % of working age population within 20 mins of employment centre by walking/public transport or cycling but fourth worst practice for number of small local businesses and worse than average number of large local businesses   |
| Public services                | Third worst practice for satisfaction with local GP surgery but better than average walking/public transport travel time to GP surgery, % of households within 15 mins of GP surgery by walking/public transport and further education institutions within 30 mins walking/public transport |
| Crime and antisocial behaviour | Worse than average crime score in CWI, all crime offences and violent crime   |
| Infrastructure                 | Worse than average housing score in CWI   |

## Little Ridge Surgery, H&R CCG

|   |  |   |  |  |   |
|---|--|---|--|--|---|
| <b>Education</b><br><b>Assets:</b> none<br><b>Deficits:</b> Low % adults who are qualified or have higher qualifications  |  |   | <b>Strong and stable families</b><br><b>Assets:</b> Very low % elderly living alone<br><b>Deficits:</b> none |  |   |
| <b>Life Satisfaction</b><br><b>Assets:</b> n/a<br><b>Deficits:</b> n/a  |  |   |  |  | <b>Belonging</b><br><b>Assets:</b> none<br><b>Deficits:</b> none          |
| <b>Health</b><br><b>Assets:</b> none<br><b>Deficits:</b> none   |  |   |  |  | <b>Material wellbeing</b><br><b>Assets:</b> none<br><b>Deficits:</b> none |
| <b>Public Services</b><br><b>Assets:</b> Very high local further education provision<br><b>Deficits:</b> Very low satisfaction with local GP surgery and very low % close to GP surgery |  |   |  |  |   |
| <b>Infrastructure</b><br><b>Assets:</b> none<br><b>Deficits:</b> none   |  | <b>Crime and antisocial behaviour</b><br><b>Assets:</b> none<br><b>Deficits:</b> none |  | <b>Local economy</b><br><b>Assets:</b> High % close to employment centre and short distance to work<br><b>Deficits:</b> none |   |

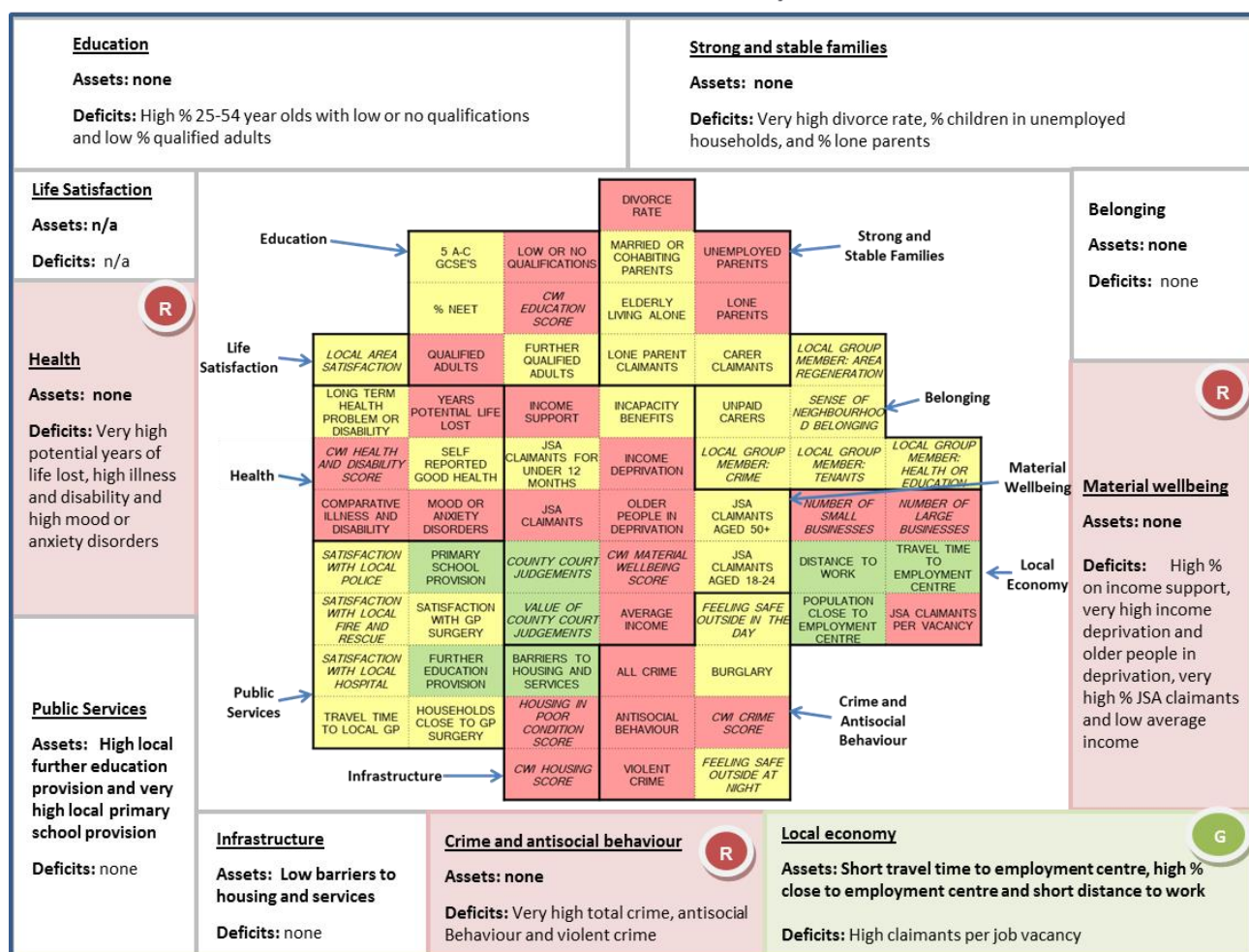
| Component                      | Description   |
|--------------------------------|---|
| Life satisfaction              |   |
| Education                      | Worse than average qualifications at level 2 or above or at level 4 or above  |
| Health                         | Amongst ten worst practices for health and disability score in CWI  |
| Material wellbeing             | Better than average number of county court judgements and amongst ten best practices for value of county court judgements   |
| Strong and stable families     | Amongst ten best practices for % elderly people living alone  |
| Belonging                      |   |
| Local economy                  | Better than average % of working age population within 20 mins of employment centre by walking/public transport or cycling and distance travelled to work. Amongst ten worst practices for number of small local businesses and worse than average number of large local businesses |
| Public services                | Amongst ten worst practices for satisfaction with local GP surgery and fourth worst % of households within 15 mins of GP surgery by walking/public transport. Fifth best practice for further education institutions within 30 mins walking/public transport                        |
| Crime and antisocial behaviour |   |
| Infrastructure                 | Better than average housing in poor condition score   |

# Shankill Surgery, H&R CCG



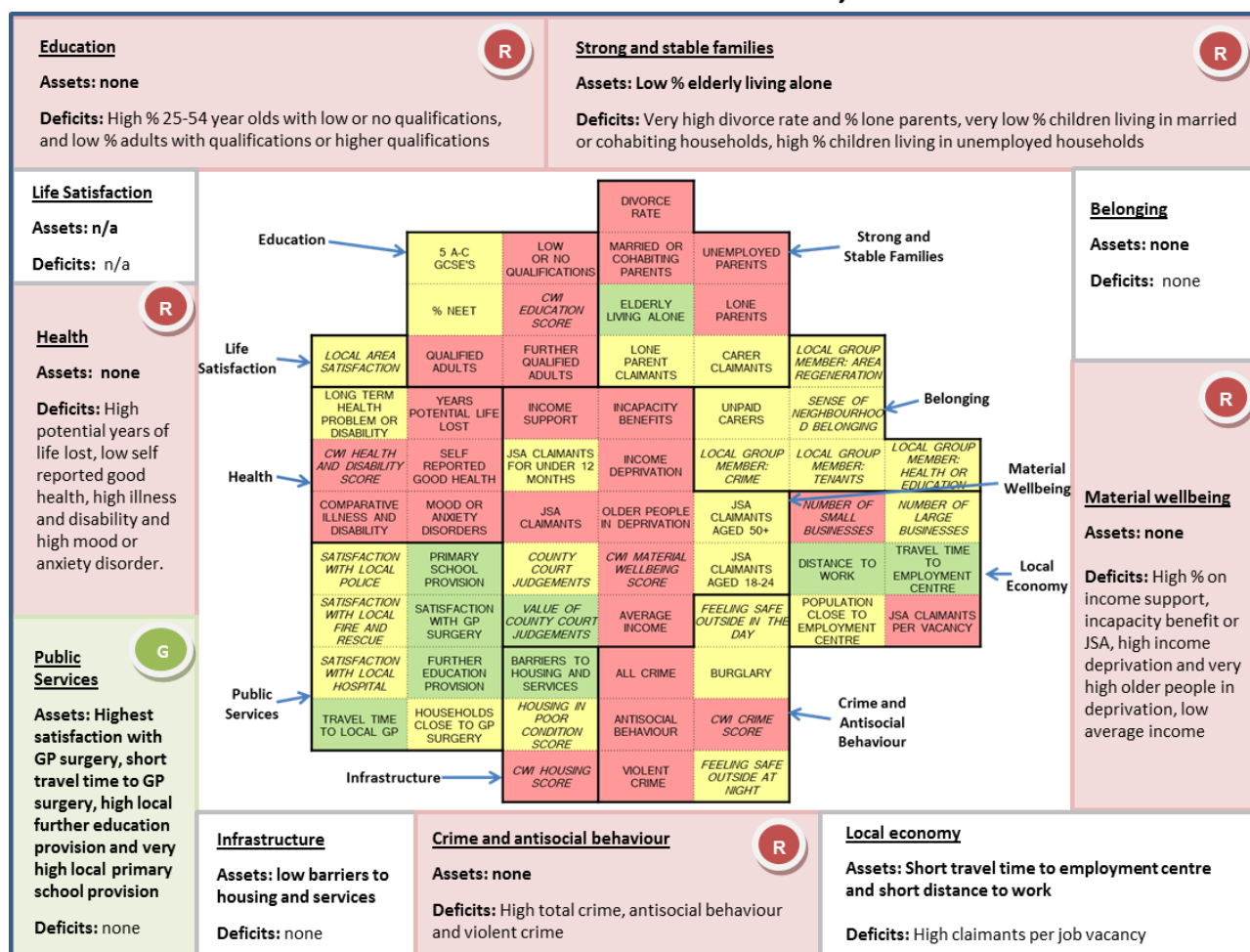
| Component                      | Description   |
|--------------------------------|---|
| Life satisfaction              |   |
| Education                      | Worst practice for GCSE results, and third worst for 25-54 year olds with low or no qualifications and for adults with qualifications at level 2 or above. Amongst ten worst practices for qualifications at level 4 or above and for educational scores in the CWI   |
| Health                         | Worse than average potential years of life lost, self reported good health, comparative illness and disability and mood or anxiety disorders in adults. Amongst ten worst practices for health and disability score in CWI  |
| Material wellbeing             | Amongst ten worst practices for % on income support, income deprivation, income deprivation affecting older people, CWI material wellbeing scores and average household income. Worse than average % on incapacity benefits or JSA. Better than average value of county court judgements  |
| Strong and stable families     | Fourth worst practice for % children living in workless households and fifth worst for children living in married or cohabiting households or in lone parent households. Better than average elderly people living alone  |
| Belonging                      |   |
| Local economy                  | Worse than average number of small local businesses, amongst ten worst practices for number of large local businesses and second worst practice for claimants per job vacancy   |
| Public services                | Amongst ten worst practices for satisfaction with local GP surgery and worse than average % of households within 15 mins of GP surgery by walking/public transport. Better than average further education institutions within 30 mins walking/public transport and best ranking practice for primary schools within 15 mins by walking/public transport |
| Crime and antisocial behaviour | Second worst practice for crime score in CWI and amongst ten worst for feeling of safety outside during the night. Worse than average all crime offences and antisocial behaviour   |
| Infrastructure                 | Worse than average housing score in CWI   |

## Roebuck House – Practice 5, H&R CCG



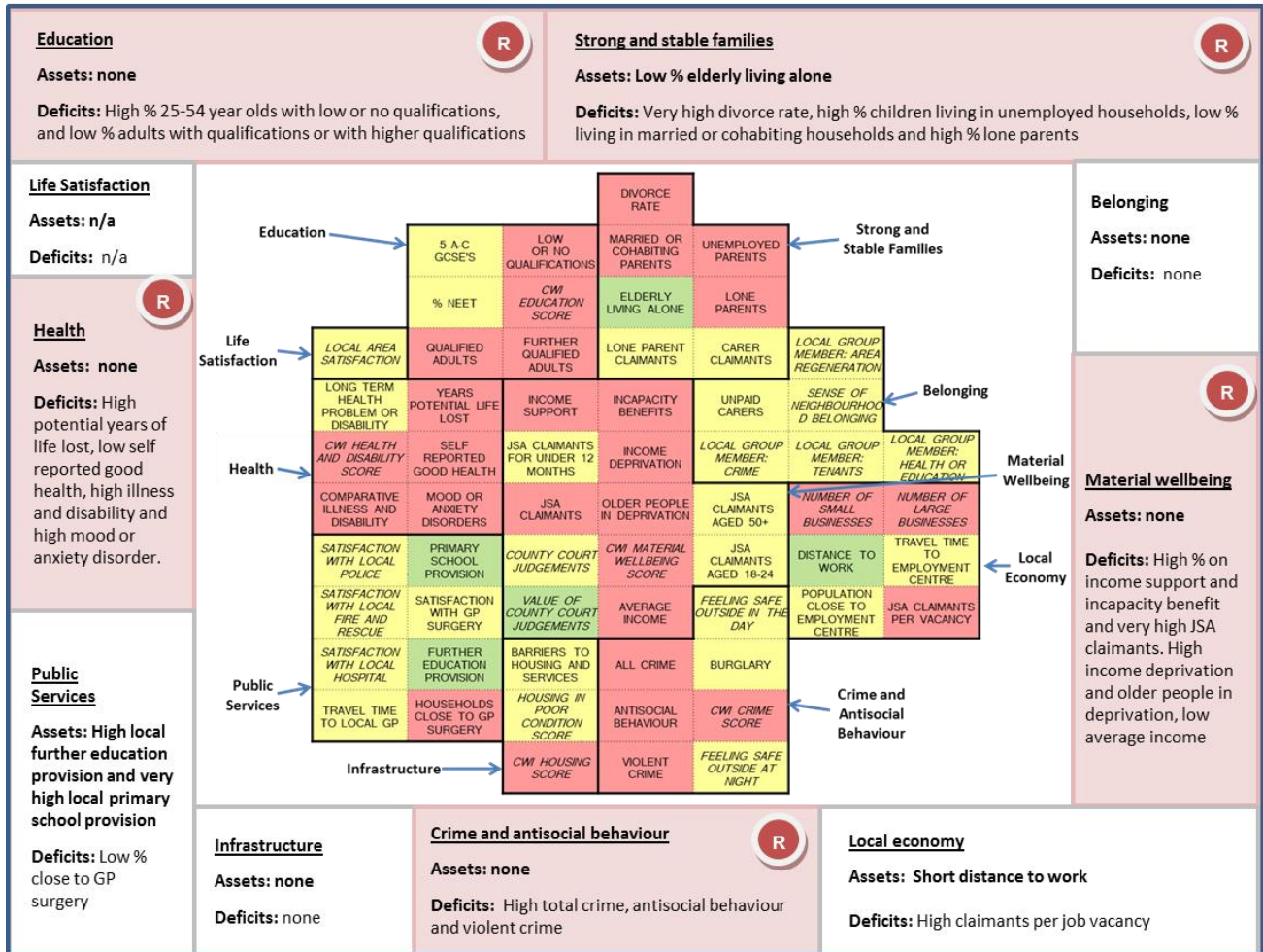
| Component                      | Description   |
|--------------------------------|---|
| Life satisfaction              |   |
| Education                      | Worse than average % 25-54 year olds with low or no qualifications, % adults with qualifications at level 2 or above and worse than average educational scores in the CWI   |
| Health                         | Amongst ten worst practices for potential years of life lost and worse than average health and disability score in CWI, comparative illness and disability and mood or anxiety disorders in adults  |
| Material wellbeing             | worse than average % on income support and amongst ten worst practices for income deprivation, JSA claimants, CWI material wellbeing scores, and income deprivation affecting older people. Amongst ten best practices for number of county court judgements and second best for value of county court judgements. Worse than average household income                                |
| Strong and stable families     | Amongst ten worst practices for % of people who are divorced and for children living in workless households and in lone parent households   |
| Belonging                      |   |
| Local economy                  | Better than average walking/public transport travel time to employment centre, % of working age population within 20 mins of employment centre by walking/public transport or cycling, and distance travelled to work. Second worst practice for number of small local businesses and fourth worst for number of large local businesses. Worse than average claimants per job vacancy |
| Public services                | Better than average further education institutions within 30 mins walking/ public transport and amongst ten best practices for primary schools within 15 mins by walking/public transport   |
| Crime and antisocial behaviour | Fourth worst practice for crime score in CWI and amongst ten worst for all crime offences, antisocial behaviour and violent crime   |
| Infrastructure                 | Better than average barriers to housing and services score. Amongst ten worst practices for housing score in CWI and worse than average housing in poor condition score   |

# Roebuck House – Practices 1 and 2, H&R CCG



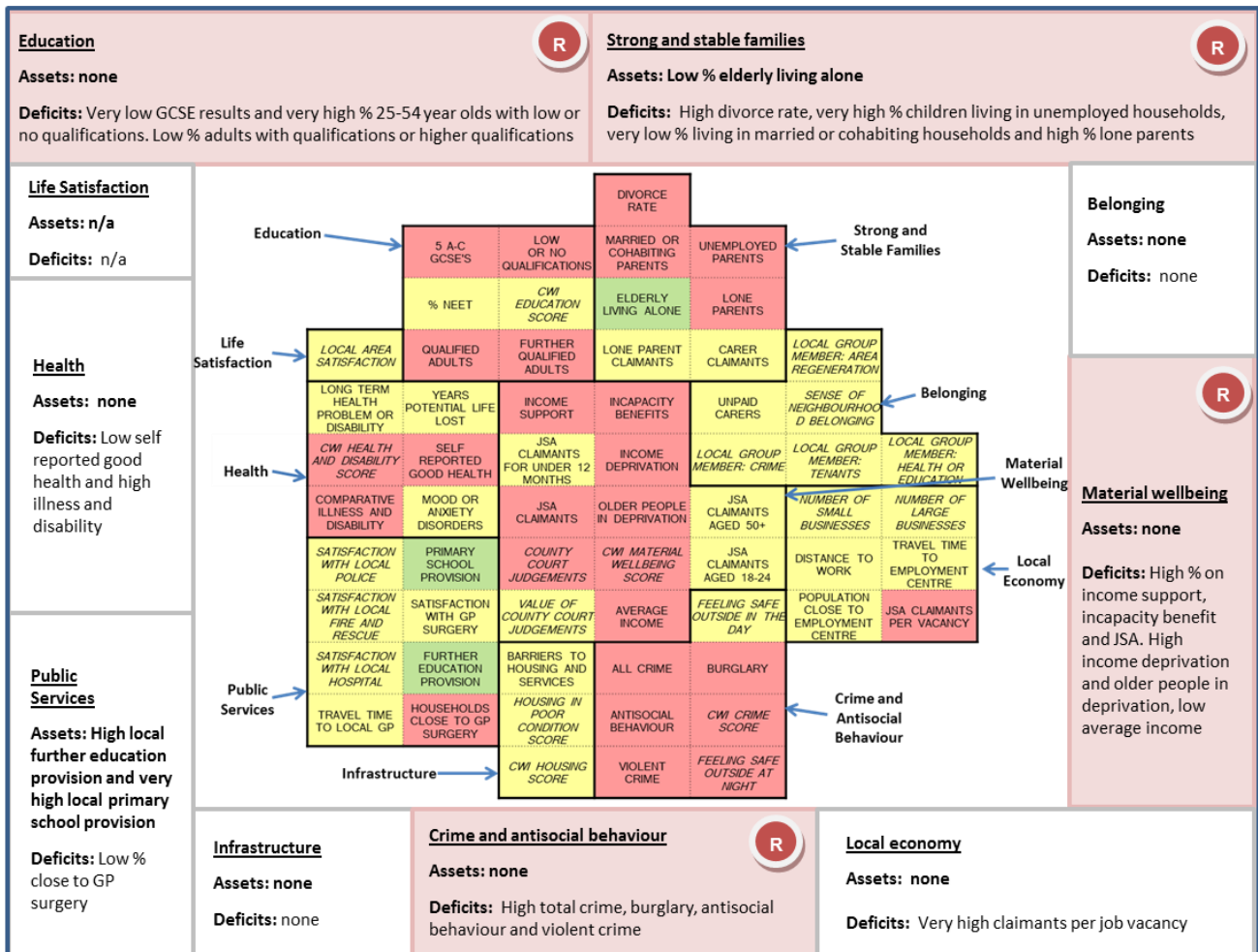
| Component                      | Description   |
|--------------------------------|---|
| Life satisfaction              |   |
| Education                      | Worse than average 25-54 year olds with low or no qualifications, adults with qualifications at level 2 or above or level 4 or above, and educational scores in the CWI   |
| Health                         | Worse than average potential years of life lost, health and disability score in CWI, self reported good health, comparative illness and disability, and mood or anxiety disorders in adults   |
| Material wellbeing             | Worse than average % on income support, incapacity benefits and JSA. Worse than average income deprivation, CWI material wellbeing scores and household income. Amongst ten worst practices for income deprivation affecting older people but better than average value of county court judgements                    |
| Strong and stable families     | Amongst ten worst practices for % of people who are divorced, children living in married or cohabiting households and children living in lone parent households. Worse than average % children living in workless households. Better than average % elderly people living alone                                       |
| Belonging                      |   |
| Local economy                  | Better than average walking/public transport travel time to employment centre and distance travelled to work. Worse than average number of small local businesses and claimants per job vacancy   |
| Public services                | Best ranking practice for satisfaction with local GP surgery, better than average walking/public transport travel time to GP surgery and number of further education institutions within 30 mins walking/public transport, amongst ten best practices for primary schools within 15 mins by walking/ public transport |
| Crime and antisocial behaviour | Amongst ten worst practices for crime score in CWI and worse than average all crime offences, antisocial behaviour and violent crime  |
| Infrastructure                 | Better than average barriers to housing and services score but worse than average housing score in CWI  |

## Roebuck House – Practice 4, H&R CCG



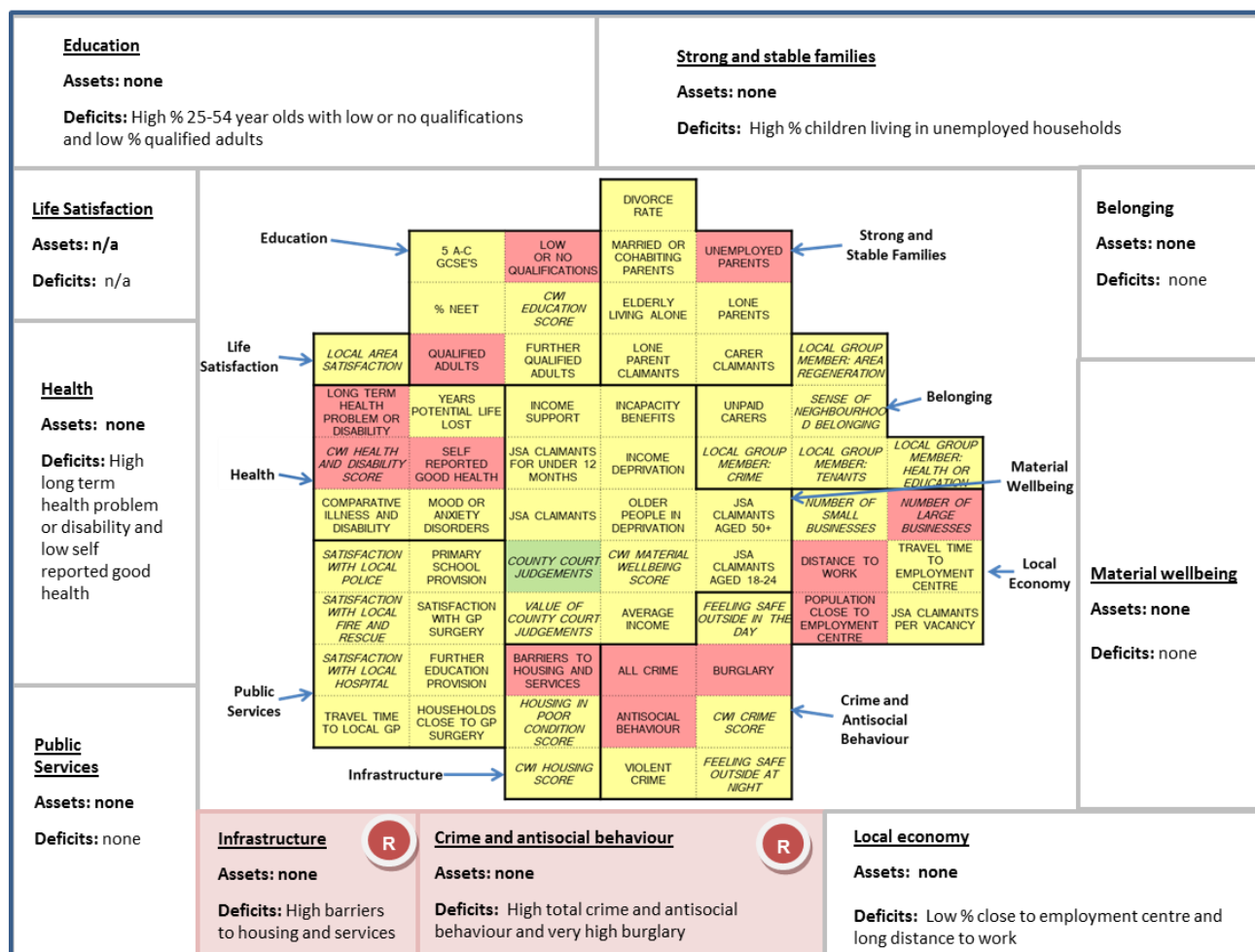
| Component                      | Description  |
|--------------------------------|--|
| Life satisfaction              |  |
| Education                      | Worse than average 25-54 year olds with low or no qualifications, adults with qualifications at level 2 or above or at level 4 or above and educational scores in the CWI  |
| Health                         | Worse than average potential years of life lost, health and disability score in CWI, self reported good health, comparative illness and disability and mood or anxiety disorders in adults   |
| Material wellbeing             | Worse than average % on income support and incapacity benefits, worse than average income deprivation and amongst ten worst practices for JSA claimants. Worse than average CWI material wellbeing scores, income deprivation affecting older people and household income. Amongst ten best practices for value of county court judgements |
| Strong and stable families     | Amongst ten worst practices for % of people who are divorced and worse than average % children living in workless households, in married or cohabiting households and in lone parent households. Better than average % elderly people living alone   |
| Belonging                      |  |
| Local economy                  | Worse than average number of small and of large local businesses, and number of claimants per job vacancy, better than average distance travelled to work  |
| Public services                | Worse than average % of households within 15 mins of GP surgery by walking/public transport, better than average further education institutions within 30 mins walking/public transport and amongst ten best practices for primary schools within 15 mins by walking/public transport  |
| Crime and antisocial behaviour | Amongst ten worst practices for crime score in CWI and worse than average all crime offences, antisocial behaviour and violent crime   |
| Infrastructure                 | Worse than average housing score in CWI  |

# Harold Road Surgery, H&R CCG



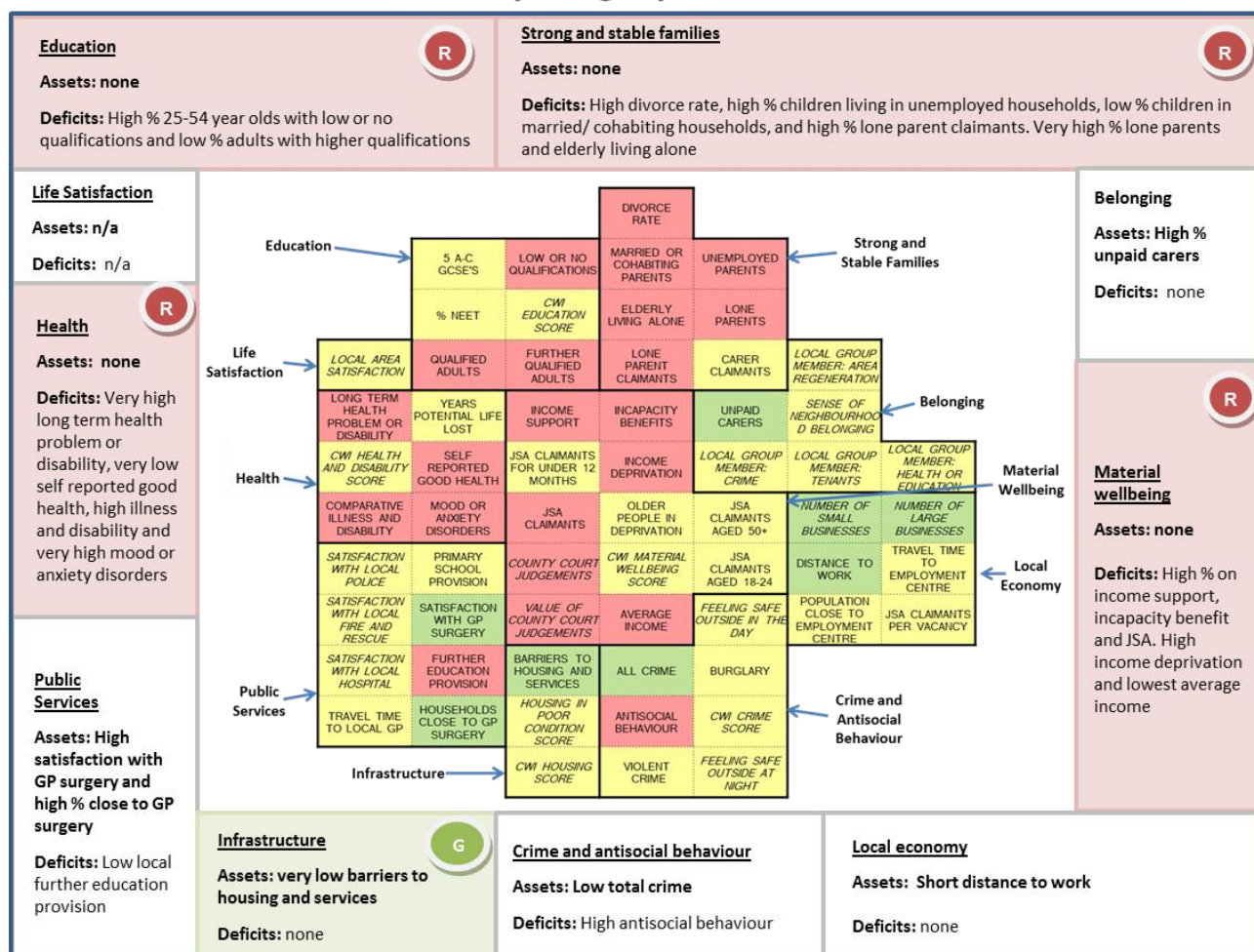
| Component                      | Description   |
|--------------------------------|---|
| Life satisfaction              |   |
| Education                      | Fourth worst practice for GCSE results and amongst ten worst for % 25-54 year olds with low or no qualifications. Worse than average adults with qualifications at level 2 or above or at level 4 or above  |
| Health                         | Worse than average health and disability score in CWI, self reported good health and comparative illness and disability   |
| Material wellbeing             | Worse than average % on income support, incapacity benefits and JSA. Worse than average income deprivation, income deprivation affecting older people and CWI material wellbeing scores. Third worst practice for number of county court judgements and worse than average household income |
| Strong and stable families     | Worse than average % of people who are divorced and amongst ten worst practices for % children living in workless households and in married/ cohabiting households. Better than average % elderly people living alone. Worse than average % children living in lone parent households       |
| Belonging                      |   |
| Local economy                  | Amongst ten worst practices for claimants per job vacancy   |
| Public services                | Worse than average % of households within 15 mins of GP surgery by walking/public transport. Better than average further education institutions within 30 mins walking/public transport and fourth best practice for primary schools within 15 mins by walking/public transport             |
| Crime and antisocial behaviour | Worse than average crime score in CWI, feeling of safety outside during the night, all crime offences, burglary, antisocial behaviour and violent crime   |
| Infrastructure                 |   |

## Roebuck House – Practice 3, H&R CCG



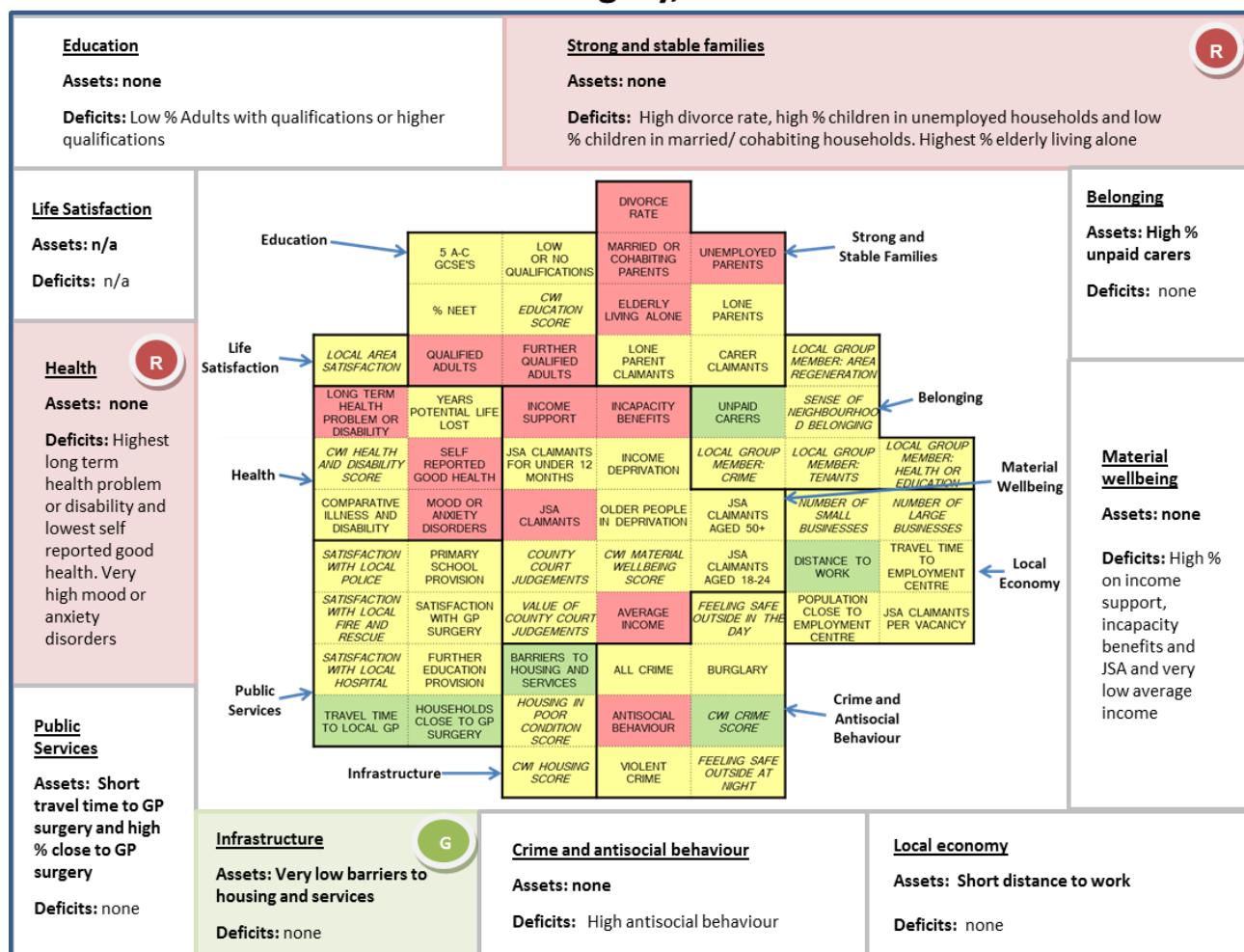
| Component                      | Description  |
|--------------------------------|--|
| Life satisfaction              |  |
| Education                      | Worse than average % 25-54 year olds with low or no qualifications and % adults with qualifications at level 2 or above  |
| Health                         | Worse than average limiting long term health problem or disability, health and disability score in CWI and self reported good health   |
| Material wellbeing             | Better than average number of county court judgements  |
| Strong and stable families     | Worse than average % children living in workless households  |
| Belonging                      |  |
| Local economy                  | Worse than average % of working age population within 20 mins of employment centre by walking/public transport or cycling, number of large local businesses and distance travelled to work |
| Public services                |  |
| Crime and antisocial behaviour | Worse than average all crime offences and antisocial behaviour and third worst practice for burglary   |
| Infrastructure                 | Worse than average barriers to housing and services score  |

# Sidley Surgery, H&R CCG



| Component                      | Description  |
|--------------------------------|--|
| Life satisfaction              |  |
| Education                      | Worse than average % 25-54 year olds with low or no qualifications, and adults with qualifications at level 2 or above or at level 4 or above  |
| Health                         | Third worst practice for limiting long term health problem or disability and second worst for self reported good health. Worse than average comparative illness and disability and amongst ten worst practices for mood or anxiety disorders in adults   |
| Material wellbeing             | Worse than average % on income support, incapacity benefits and JSA. Worse than average income deprivation. Second worst practice for number of county court judgements, third worst for value of county court judgements and worst for average household income   |
| Strong and stable families     | Worse than average % of people who are divorced, % children living in workless households, % children living in married or cohabiting households and % lone parent claimants. Amongst ten worst practices for % children living in lone parent households and third worst practice for elderly people living alone |
| Belonging                      | Amongst ten best practices for % unpaid carers   |
| Local economy                  | Better than average number of small local businesses and amongst ten best practices for number of large local businesses. Better than average distance travelled to work   |
| Public services                | Better than average satisfaction with local GP surgery and better than average % of households within 15 mins of GP surgery by walking/public transport. Worse than average further education institutions within 30 mins walking/public transport   |
| Crime and antisocial behaviour | Better than average all crime offences but worse than average antisocial behaviour   |
| Infrastructure                 | Fourth best practice for barriers to housing and services score  |

# Pebsham Surgery, H&R CCG



| Component                      | Description  |
|--------------------------------|--|
| Life satisfaction              |  |
| Education                      | Worse than average qualifications at level 2 or above and at level 4 or above  |
| Health                         | Worst ranking practice for limiting long term health problem or disability and self reported good health. Amongst ten worst practices for mood or anxiety disorders in adults                              |
| Material wellbeing             | Worse than average % on income support, incapacity benefits or JSA. Second worst practice for average household income   |
| Strong and stable families     | Worse than average % of people who are divorced, children living in workless households and children living in married or cohabiting households and worse ranking practice for elderly people living alone |
| Belonging                      | Better than average % unpaid carers  |
| Local economy                  | Better than average distance travelled to work   |
| Public services                | Better than average walking/public transport travel time to GP surgery and % of households within 15 mins of GP surgery by walking/public transport  |
| Crime and antisocial behaviour | Better than average crime score in CWI but worse than average antisocial behaviour   |
| Infrastructure                 | Amongst ten best practices for barriers to housing and services score  |

**Collington & Ninfield Surgery, H&R CCG**

**Education**

Assets: none

Deficits: none

**Strong and stable families**

Assets: none

Deficits: Very high % elderly living alone

**Life Satisfaction**

Assets: n/a

Deficits: n/a

**Belonging**

Assets: Very high % unpaid carers

Deficits: none

**Health**

Assets: none

Deficits: Very high long term health problem or disability and low self reported good health

**Material wellbeing**

Assets: none

Deficits: none

**Public Services**

Assets: High % close to GP surgery

Deficits: Very low satisfaction with GP surgery and low local further education and primary school provision

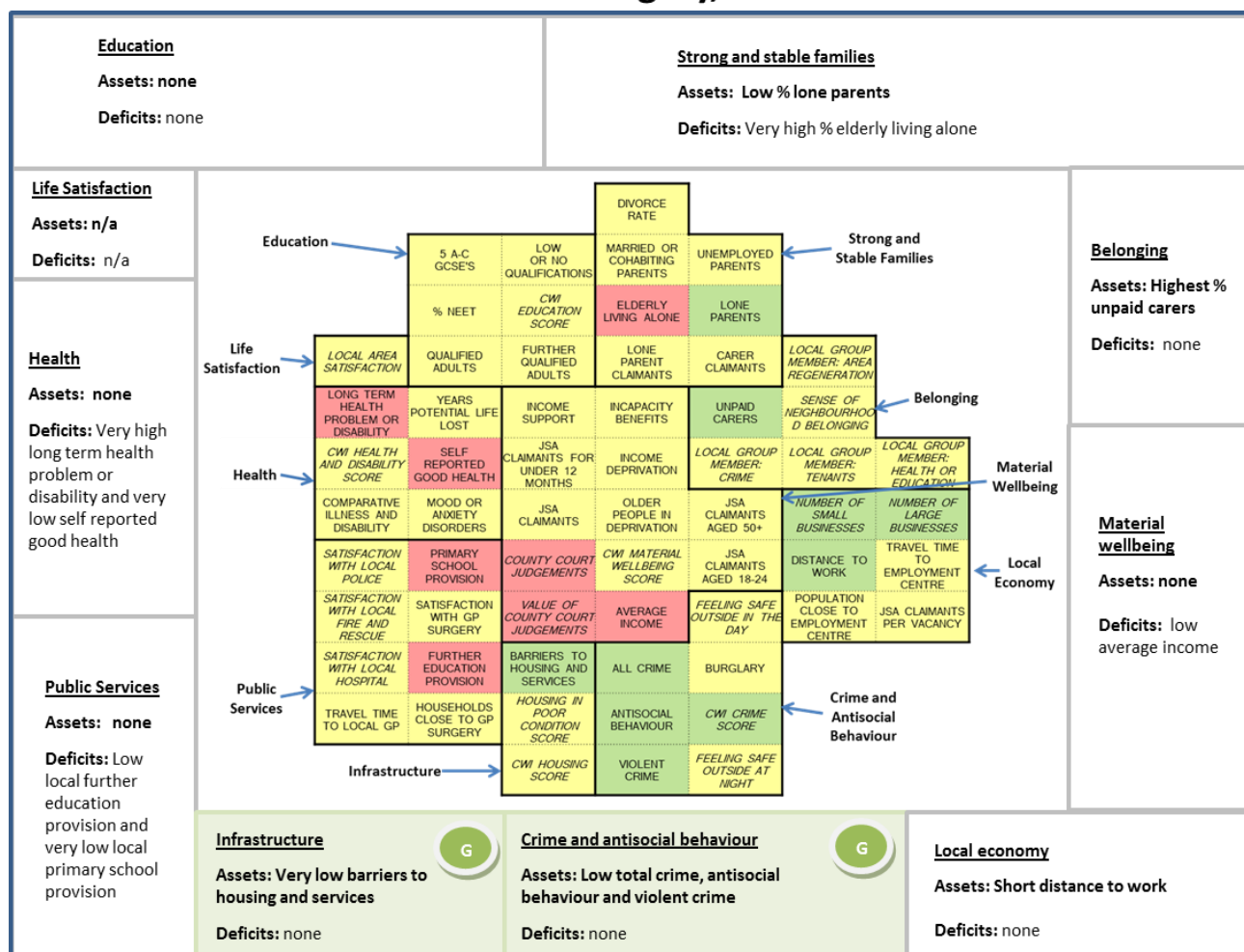
**Local economy**

Assets: none

Deficits: Low % close to employment centre

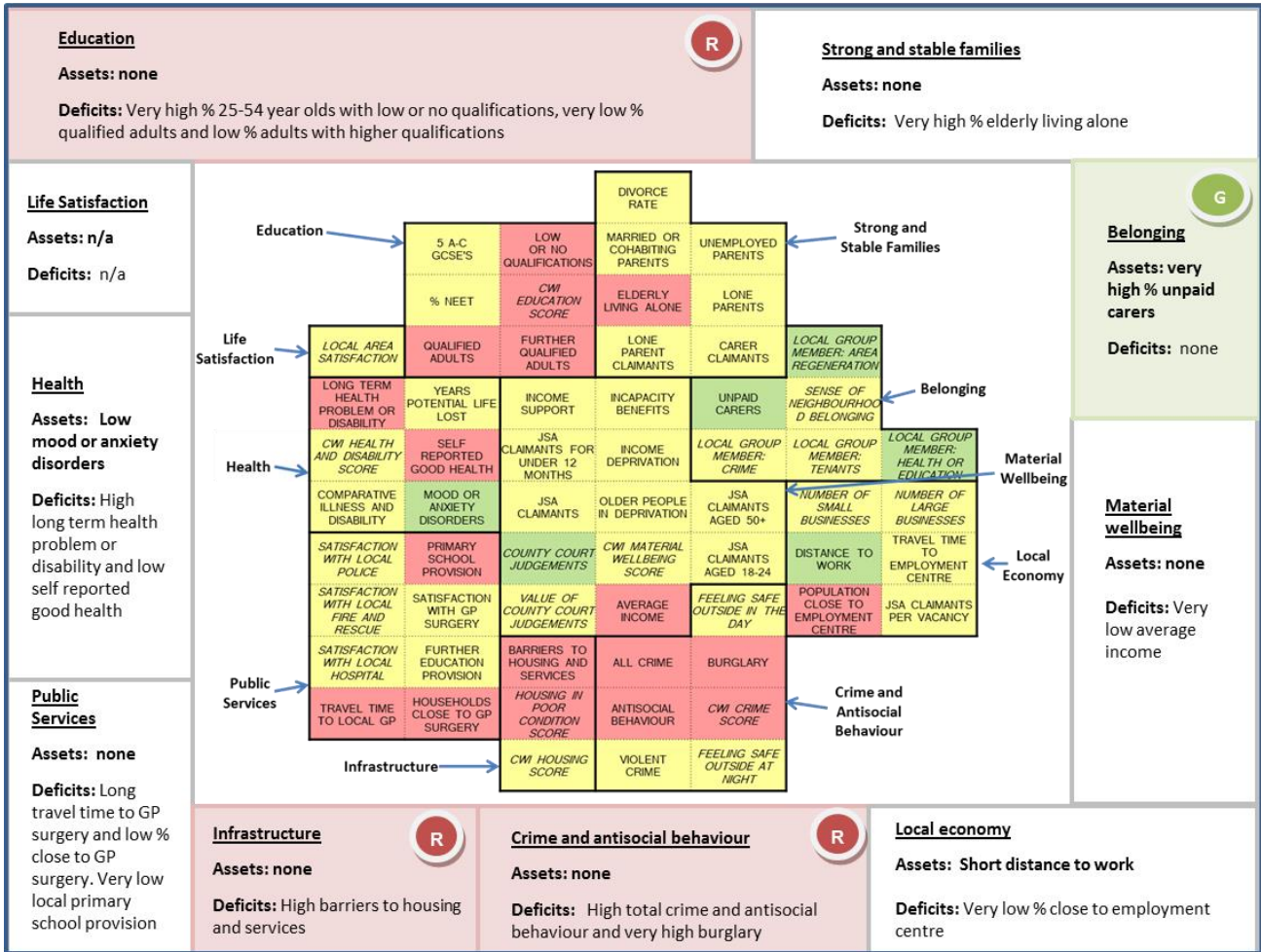
| Component                      | Description  |
|--------------------------------|--|
| Life satisfaction              |  |
| Education                      |  |
| Health                         | Fourth worst practice for limiting long term health problem or disability and worse than average self reported good health   |
| Material wellbeing             |  |
| Strong and stable families     | Fourth worst practice for % elderly people living alone  |
| Belonging                      | Third best practice for % unpaid carers  |
| Local economy                  | Worse than average % of working age population within 20 mins of employment centre by walking/public transport or cycling  |
| Public services                | Fifth worst practice for satisfaction with local GP surgery, better than average % of households within 15 mins of GP surgery by walking/public transport, worse than average further education institutions within 30 mins walking/public transport and primary schools within 15 mins by walking/ public transport |
| Crime and antisocial behaviour | Fourth best practice for crime score in CWI and better than average all crime offences, antisocial behaviour and violent crime   |
| Infrastructure                 |  |

## Little Common Surgery, H&R CCG



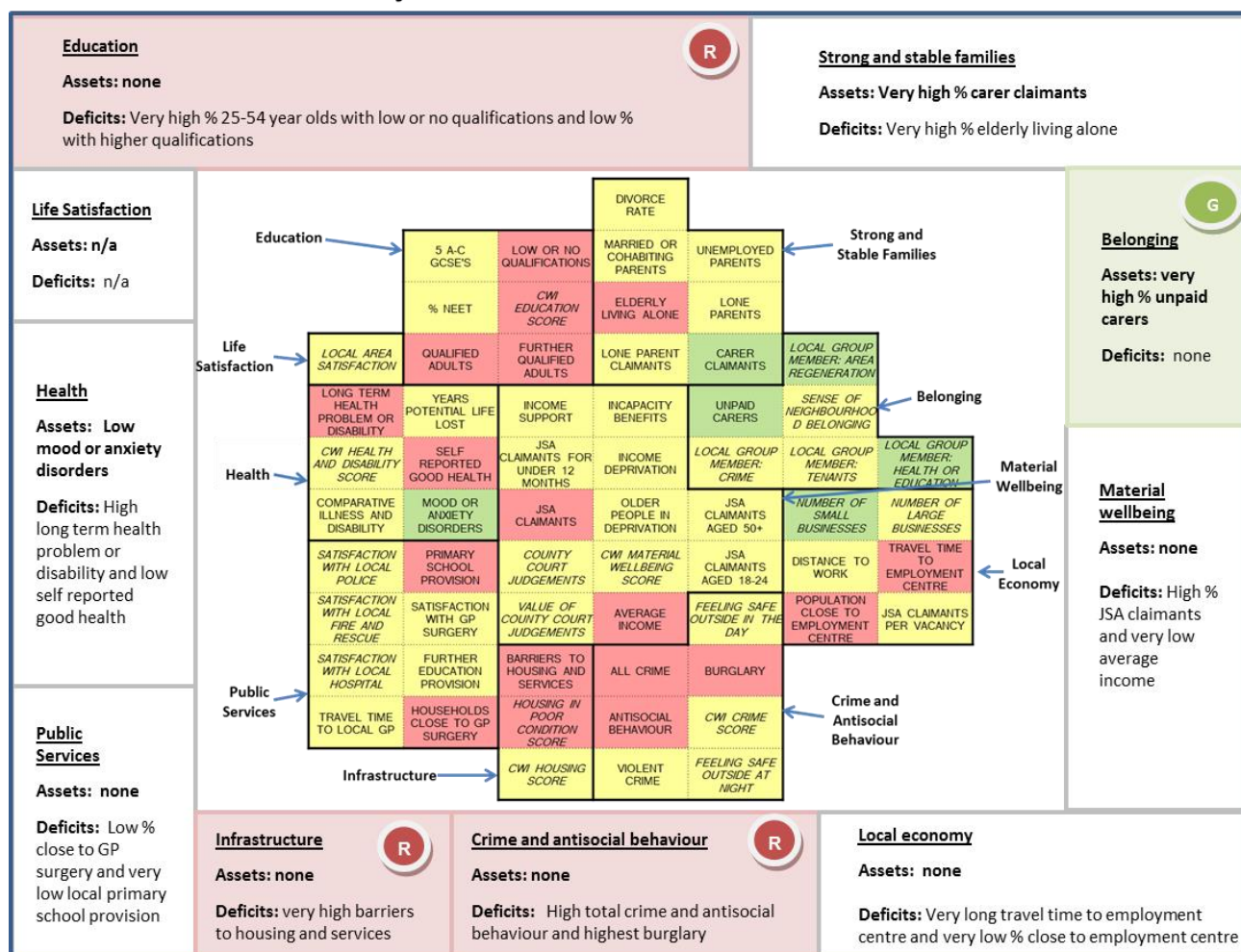
| Component                      | Description   |
|--------------------------------|---|
| Life satisfaction              |   |
| Education                      |   |
| Health                         | Second worst practice for limiting long term health problem or disability and third worst for self reported good health   |
| Material wellbeing             | Worse than average number of county court judgements and amongst ten worst practices for value of county court judgements. Worse than average household income                            |
| Strong and stable families     | Second worst practice for % elderly people living alone but better than average for % children living in lone parent households   |
| Belonging                      | Best ranking practice for % unpaid carers   |
| Local economy                  | Better than average number of small and of large local businesses, and distance travelled to work   |
| Public services                | Worse than average further education institutions within 30 mins walking/ public transport and amongst ten worst practices for primary schools within 15 mins by walking/public transport |
| Crime and antisocial behaviour | Best ranking practice for crime score in CWI and better than average for all crime offences, antisocial behaviour and violent crime   |
| Infrastructure                 | Amongst ten best practices for barriers to housing and services score   |

## Ferry Road health Centre, H&R CCG



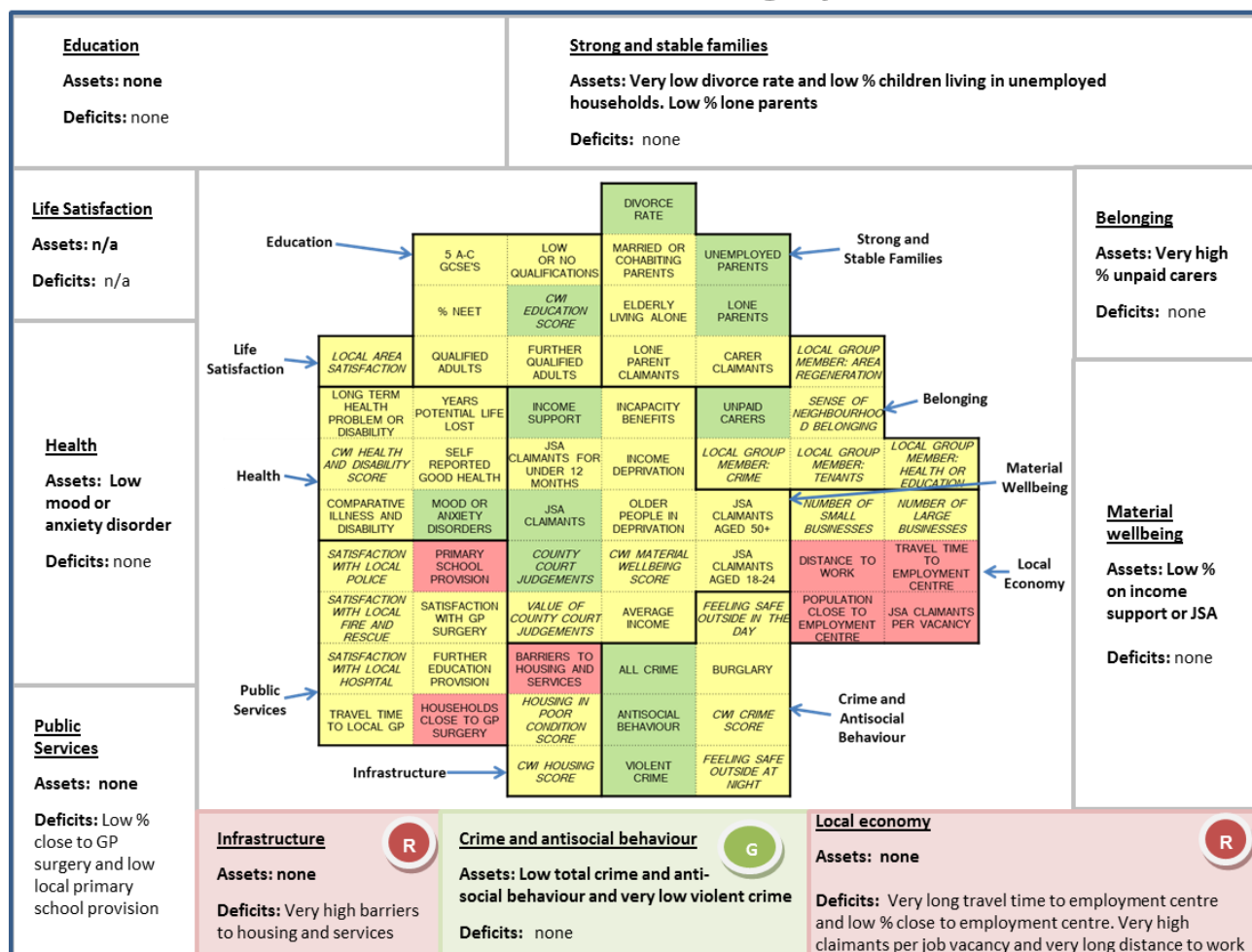
| Component                      | Description   |
|--------------------------------|---|
| Life satisfaction              |   |
| Education                      | Second worst practice for % 25-54 year olds with low or no qualifications and qualifications at level 2 or above, worse than average qualifications at level 4 or above and amongst ten worst practices for educational scores in the CWI |
| Health                         | Worse than average limiting long term health problem or disability and self reported good health but better than average mood or anxiety disorders in adults  |
| Material wellbeing             | Better than average number of county court judgements but third worst practice for average household income   |
| Strong and stable families     | Fifth worst practice for % elderly people living alone  |
| Belonging                      | Amongst ten best practices for % unpaid carers and second best for membership of local health or education group and of a local regeneration group  |
| Local economy                  | Amongst ten worst practices for % of working age population within 20 mins of employment centre by walking/ public transport or cycling but better than average distance travelled to work  |
| Public services                | Worse than average walking/public transport travel time to GP surgery and % of households within 15 mins of GP surgery by walking/public transport. Third worst practice for primary schools within 15 mins by walking/public transport   |
| Crime and antisocial behaviour | Worse than average crime score in CWI, all crime offences and antisocial behaviour. Second worst practice for burglary  |
| Infrastructure                 | Worse than average barriers to housing and services score and amongst ten worst practices for housing in poor condition score   |

# Rye Medical Centre, H&R CCG



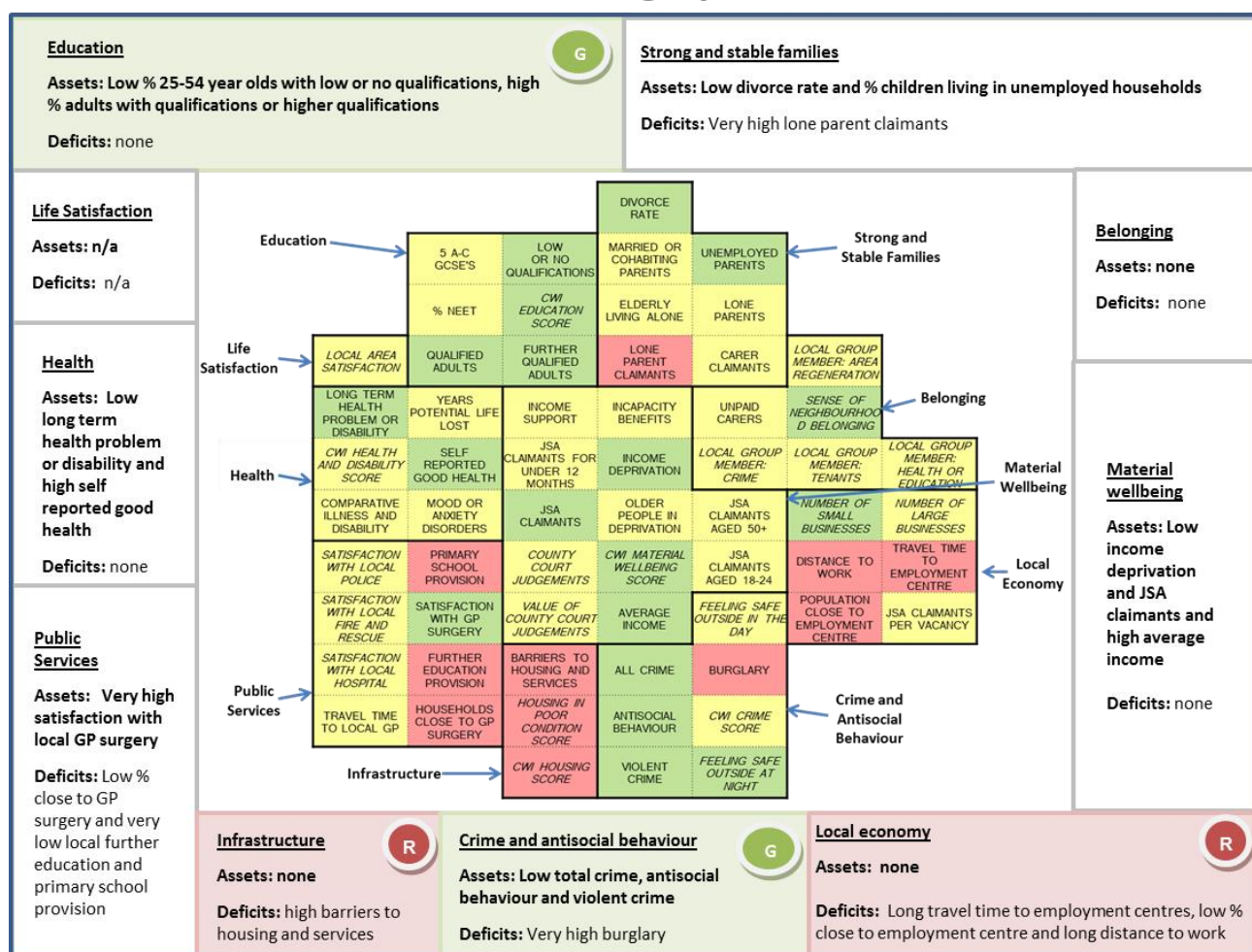
| Component                      | Description   |
|--------------------------------|---|
| Life satisfaction              |   |
| Education                      | Amongst ten worst practices for 25-54 year olds with low or no qualifications and fifth worst for qualifications at level 2 or above. Worse than average qualifications at level 4 or above and educational scores in the CWI   |
| Health                         | Worse than average limiting long term health problem or disability and self reported good health but better than average mood or anxiety disorders in adults  |
| Material wellbeing             | Worse than average % JSA claimants and fifth worst practice for average household income  |
| Strong and stable families     | Amongst ten worst practices for % elderly people living alone but fourth best for % carer claimants   |
| Belonging                      | Second best practice for % unpaid carers, best ranking practice for membership of local health or education group and third best for membership of a local regeneration group   |
| Local economy                  | Amongst ten worst practices for walking/public transport travel time to employment centre and fourth worst for % of working age population within 20 mins of employment centre by walking/public transport or cycling. Better than average number of small local businesses |
| Public services                | Worse than average % of households within 15 mins of GP surgery by walking/public transport and amongst ten worst practices for primary schools within 15 mins by walking/public transport  |
| Crime and antisocial behaviour | Worse than average all crime offences and antisocial behaviour and worst ranking practice for burglary  |
| Infrastructure                 | Amongst ten worst practices for barriers to housing and services score and housing in poor condition score  |

# Sedlescombe & Westfield Surgery, H&R CCG



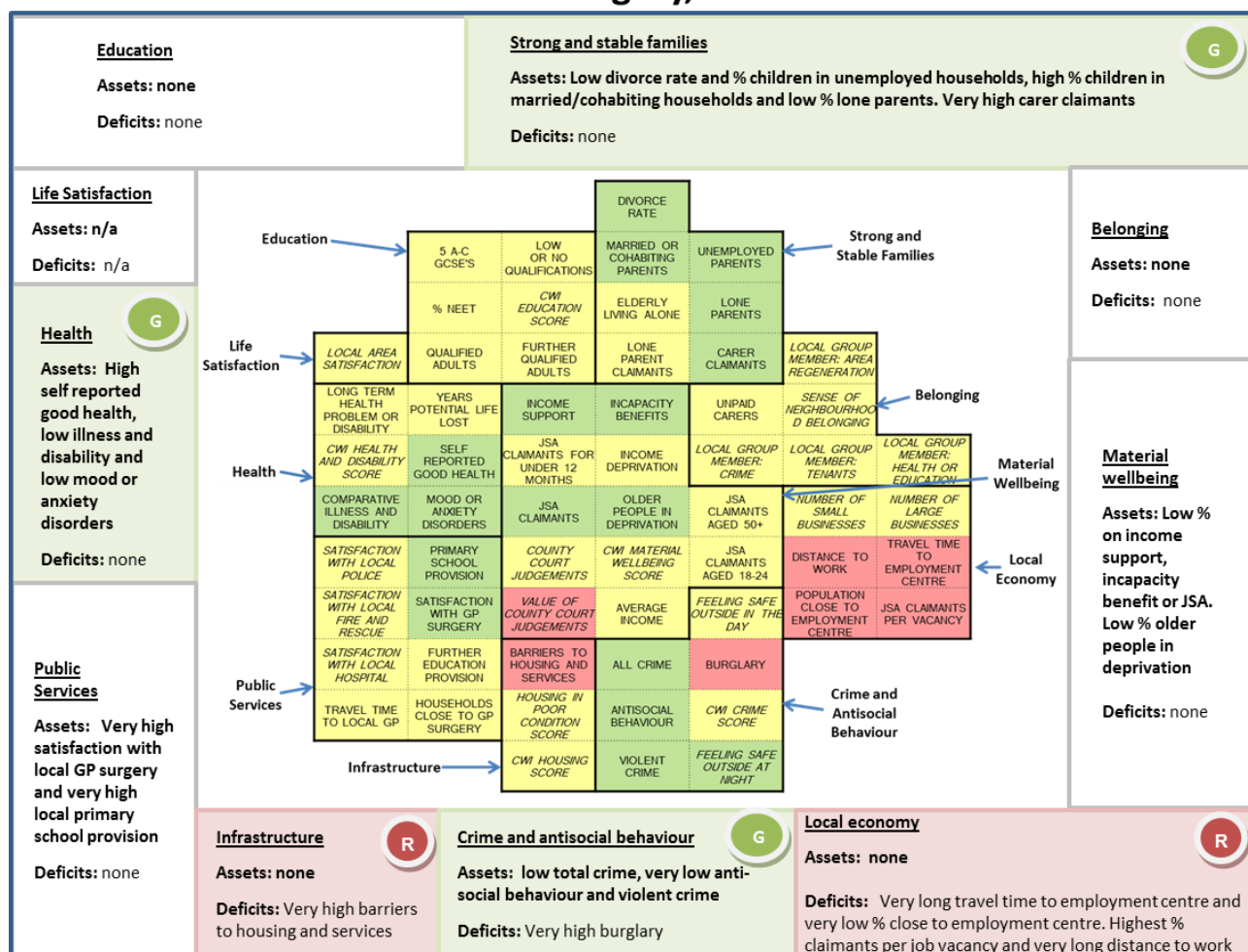
| Component                      | Description  |
|--------------------------------|--|
| Life satisfaction              |  |
| Education                      | Better than average educational scores in the CWI  |
| Health                         | Better than average mood or anxiety disorders in adults  |
| Material wellbeing             | Better than average % on income support or JSA and better than average number of county court judgements   |
| Strong and stable families     | Amongst ten best practices for % of people who are divorced and better than average % children living in workless households or in lone parent households  |
| Belonging                      | Fifth best practice for % unpaid carers  |
| Local economy                  | Amongst ten worst practices for walking/public transport travel time to employment centre, worse than average % of working age population within 20 mins of employment centre by walking/public transport or cycling, fifth worst practice for % claimants per job vacancy and fourth worst for distance travelled to work |
| Public services                | Worse than average % of households within 15 mins of GP surgery by walking/public transport and primary schools within 15 mins by walking/ public transport  |
| Crime and antisocial behaviour | Better than average all crime offences and antisocial behaviour and third best practice for violent crime  |
| Infrastructure                 | Third worst practice for barriers to housing and services score  |

# Martins Oak Surgery, H&R CCG



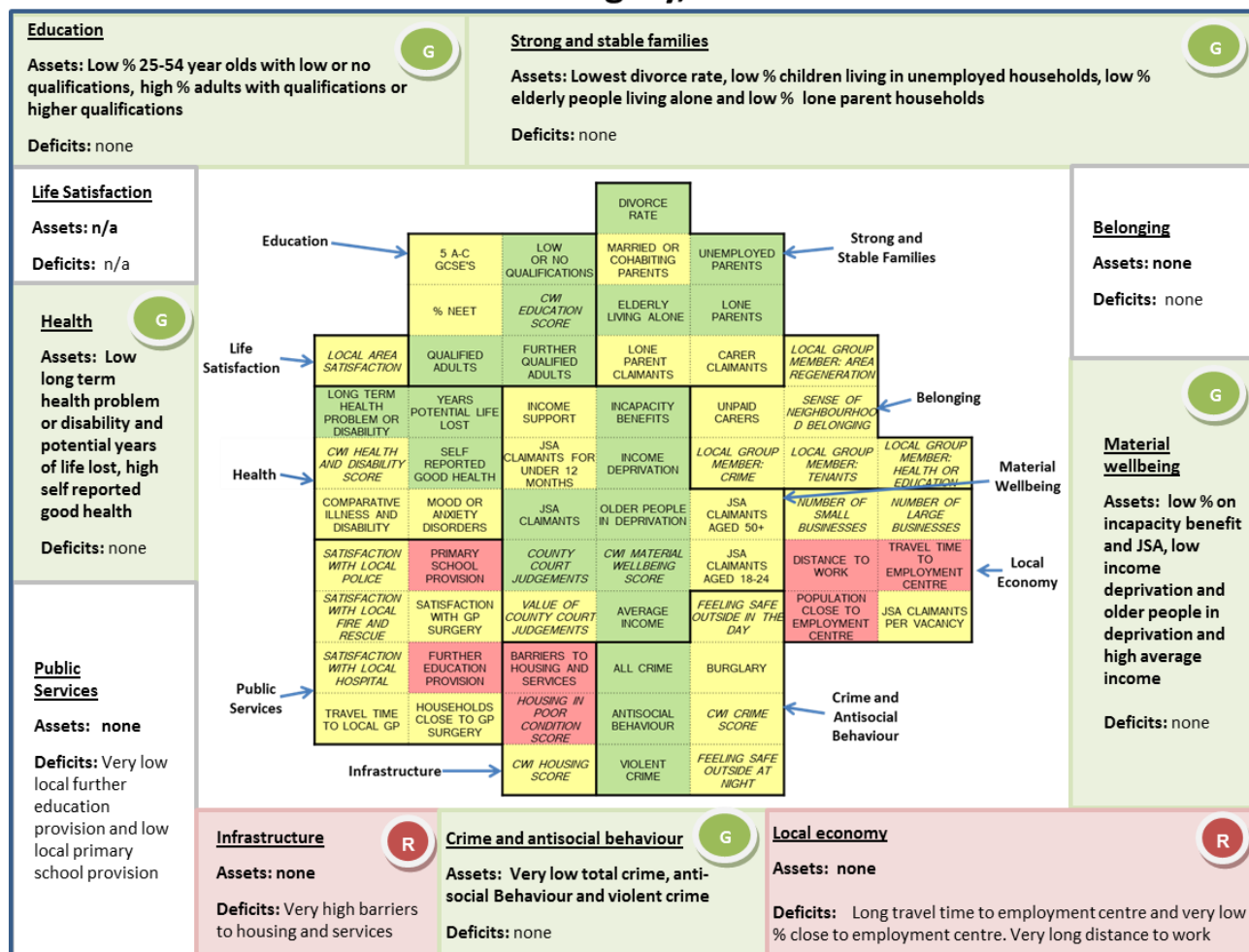
| Component                      | Description  |
|--------------------------------|--|
| Life satisfaction              |  |
| Education                      | Better than average % 25-54 year olds with low or no qualifications, qualifications at level 2 or above or at level 4 or above. Fifth best practice for educational scores in the CWI  |
| Health                         | Better than average limiting long term health problem or disability and self reported good health  |
| Material wellbeing             | Better than average income deprivation, JSA claimants, CWI material wellbeing scores and household income  |
| Strong and stable families     | Better than average % of people who are divorced and % children living in workless households but third worst practice for lone parent claimants   |
| Belonging                      | Fifth best practice for sense of neighbourhood belonging   |
| Local economy                  | Worse than average walking/public transport travel time to employment centre, % of working age population within 20 mins of employment centre by walking/public transport or cycling, and distance travelled to work. Amongst ten best practices for number of small local businesses  |
| Public services                | Fifth best practice for satisfaction with local GP surgery. Worse than average % of households within 15 mins of GP surgery by walking/public transport, amongst ten worst practices for further education institutions within 30 mins walking/public transport and fifth worst for primary schools within 15 mins by walking/public transport |
| Crime and antisocial behaviour | Amongst ten best practices for feeling of safety outside during the night. Better than average all crime offences, antisocial behaviour and violent crime but amongst ten worst practices for burglary   |
| Infrastructure                 | Worse than average barriers to housing and services score and housing score in CWI and amongst ten worst practices for housing in poor condition score   |

# Northiam Surgery, H&R CCG



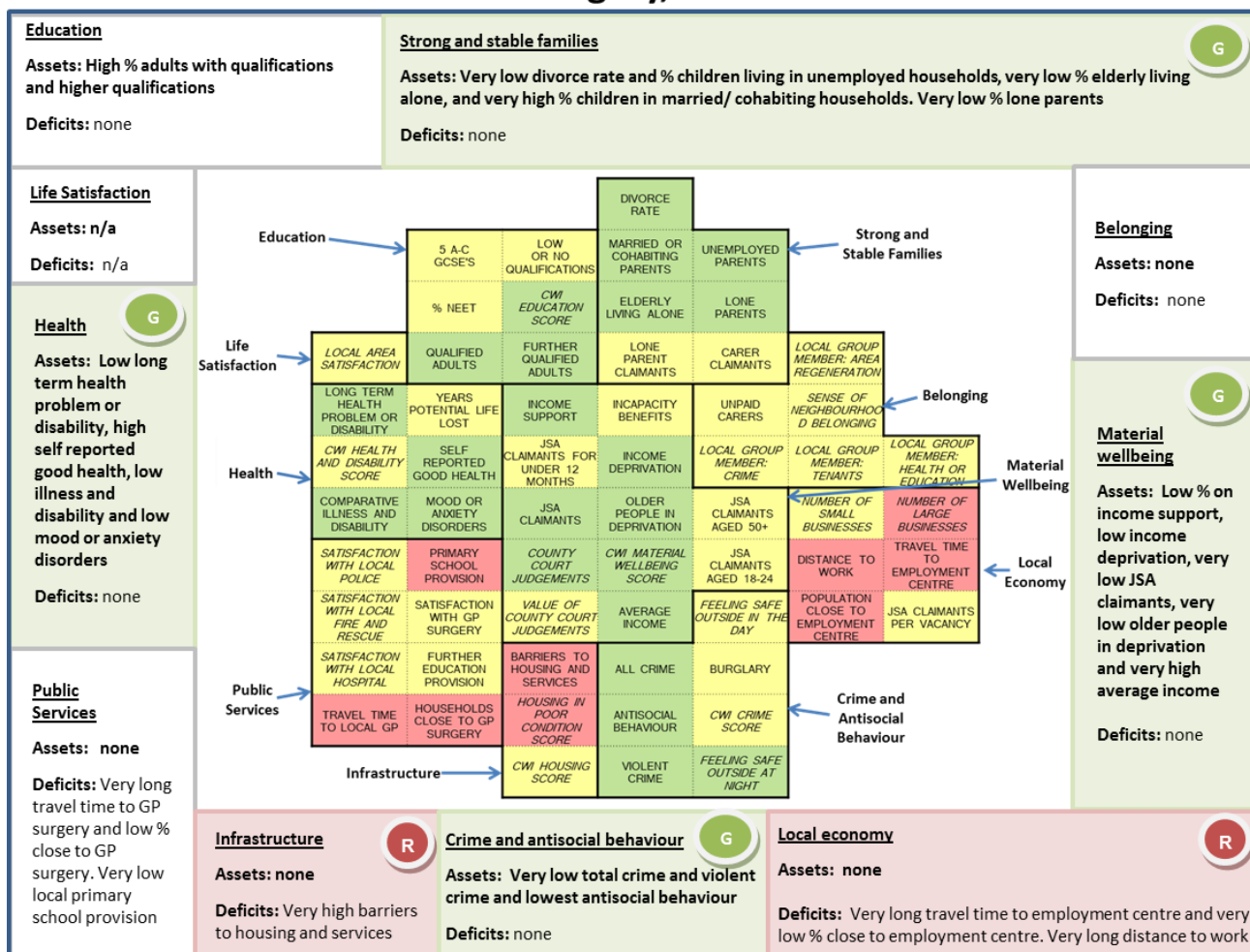
| Component                      | Description   |
|--------------------------------|---|
| Life satisfaction              |   |
| Education                      |   |
| Health                         | Better than average self reported good health, comparative illness and disability and mood or anxiety disorders in adults   |
| Material wellbeing             | Better than average % on income support, incapacity benefits or JSA and better than average income deprivation affecting older people. Worse than average value of county court judgements  |
| Strong and stable families     | Better than average % of people who are divorced, % children living in workless households, in married or cohabiting households and in lone parent households. Second best practice for carer claimants   |
| Belonging                      |   |
| Local economy                  | Fourth worst practice for walking/ public transport travel time to employment centre and third worst for % of working age population within 20 mins of employment centre by walking /public transport or cycling. Worst ranking practice for claimants per job vacancy and amongst ten worst for distance travelled to work |
| Public services                | Second best practice for satisfaction with local GP surgery and fifth best for primary schools within 15 mins by walking/public transport   |
| Crime and antisocial behaviour | Better than average for feeling of safety outside during the night and for all crime offences. Fourth worst practice for burglary but amongst ten best for antisocial behaviour and violent crime   |
| Infrastructure                 | Amongst ten worst practices for barriers to housing and services score  |

# Oldwood Surgery, H&R CCG



| Component                      | Description  |
|--------------------------------|--|
| Life satisfaction              |  |
| Education                      | Better than average % 25-54 year olds with low or no qualifications, % adults with qualifications at level 2 or above or at level 4 or above, and better than average educational scores in the CWI  |
| Health                         | Better than average limiting long term health problem or disability, potential years of life lost and self reported good health  |
| Material wellbeing             | Better than average % on incapacity benefits or JSA, better than average income deprivation, CWI material wellbeing scores, income deprivation affecting older people, number of county court judgements and household income                              |
| Strong and stable families     | Best ranking practice for % of people who are divorced and better than average for children living in workless households, elderly people living alone and children living in lone parent households   |
| Belonging                      |  |
| Local economy                  | Worse than average walking/public transport travel time to employment centre and amongst ten worst practices for % of working age population within 20 mins of employment centre by walking/public transport or cycling and for distance travelled to work |
| Public services                | Amongst ten worst practices for further education institutions within 30 mins walking/public transport and worse than average primary schools within 15 mins by walking/public transport   |
| Crime and antisocial behaviour | Amongst ten best practices for all crime offences, antisocial behaviour, and violent crime   |
| Infrastructure                 | Amongst ten worst practices for barriers to housing and services score and worse than average housing in poor condition score  |

# Fairfield Surgery, H&R CCG



| Component                      | Description  |
|--------------------------------|--|
| Life satisfaction              |  |
| Education                      | Better than average qualifications at level 2 or above or at level 4 or above and educational scores in the CWI  |
| Health                         | Better than average limiting long term health problem or disability, self reported good health, comparative illness and disability and mood or anxiety disorders in adults   |
| Material wellbeing             | Better than average % on income support, income deprivation and CWI material wellbeing scores.. Amongst ten best practices for JSA claimants, income deprivation affecting older people, number of county court judgements, and average household income   |
| Strong and stable families     | Amongst ten best practices for % of people who are divorced, children living in workless households, elderly people living alone, and children living in married or cohabiting households. Fourth best practice for children living in lone parent households  |
| Belonging                      |  |
| Local economy                  | Amongst ten worst practices for walking/public transport travel time to employment centre and % of working age population within 20 mins of employment centre by walking/ public transport or cycling. Worse than average number of large local businesses and third worst practice for distance travelled to work |
| Public services                | Amongst ten worst practices for walking/public transport travel time to GP surgery and worse than average % of households within 15 mins of GP surgery by walking/public transport. Fourth worst practice for primary schools within 15 mins by walking/public transport   |
| Crime and antisocial behaviour | Amongst ten best practices for feeling of safety outside during the night. Fifth best practice for all crime offences, best ranking practice for antisocial behaviour and second best for violent crime  |
| Infrastructure                 | Amongst ten worst practices for barriers to housing and services score and for housing in poor condition score   |

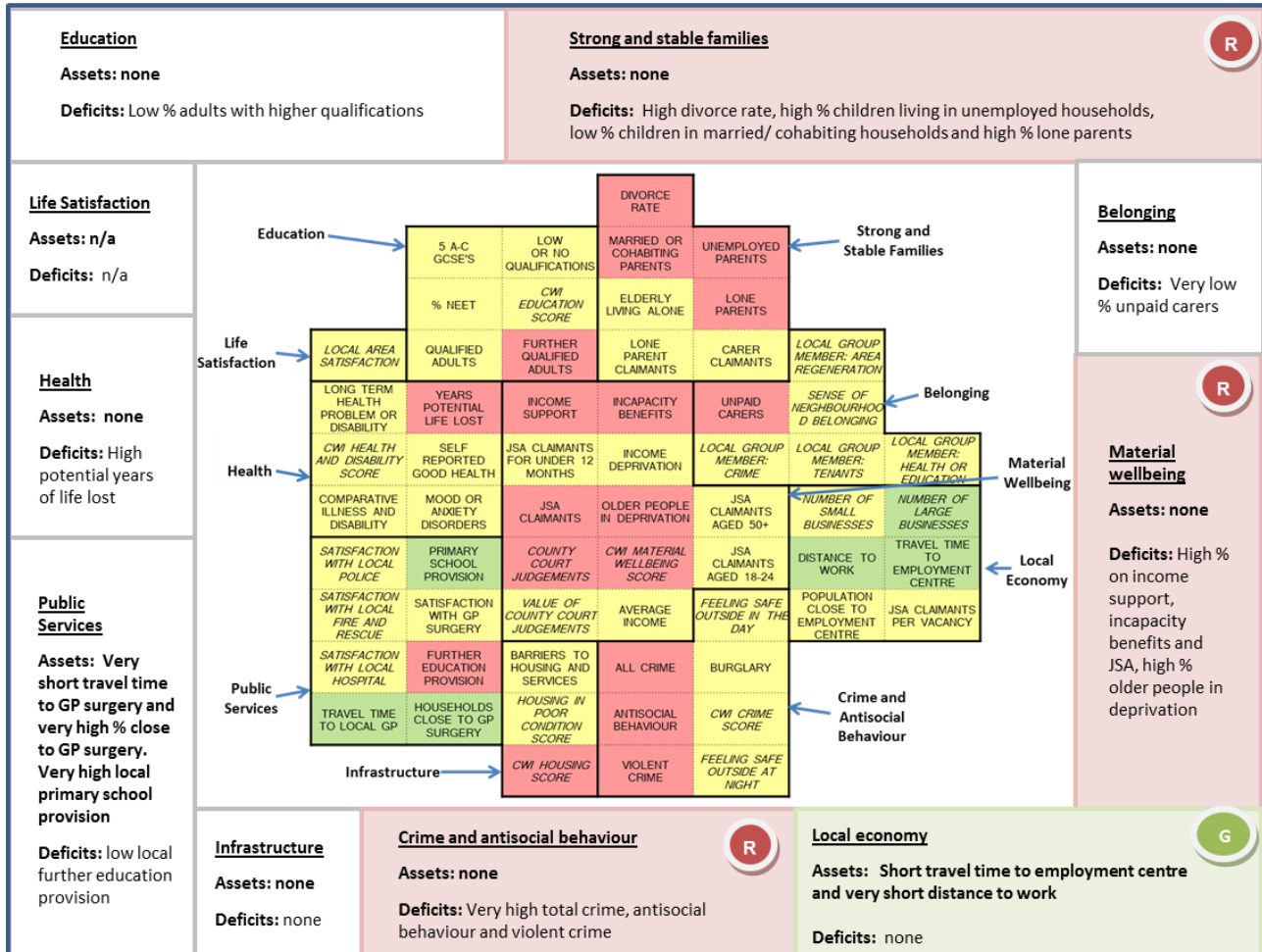
### 3) WARM component ratings and identified assets and deficits for GP practices in Eastbourne, Hailsham and Seaford CCG

#### Bolton Road Surgery, EHS CCG

|  |  |  |   |
|--|--|--|---|
| <b>Education</b><br>Assets: none<br>Deficits: none   |  | <b>Strong and stable families</b><br>Assets: none<br>Deficits: High % elderly living alone and high % lone parents |   |
| <b>Life Satisfaction</b><br>Assets: n/a<br>Deficits: n/a   |  |  | <b>Belonging</b><br>Assets: none<br>Deficits: Very low % unpaid carers  |
| <b>Health</b><br>Assets: none<br>Deficits: High potential years of life lost   |  |  | <b>Material wellbeing</b><br>Assets: none<br>Deficits: High % JSA claimants and high % older people in deprivation                                      |
| <b>Public Services</b><br>Assets: Very short travel time to GP surgery, high % close to GP surgery and high local primary school provision<br>Deficits: none |  |  |   |
| <b>Infrastructure</b><br>Assets: none<br>Deficits: none  | <b>Crime and antisocial behaviour</b><br>Assets: none<br>Deficits: Very high total crime, antisocial behaviour and violent crime |  | <b>Local economy</b><br>Assets: Short travel time to employment centre, low claimants per job vacancy and very short distance to work<br>Deficits: none |

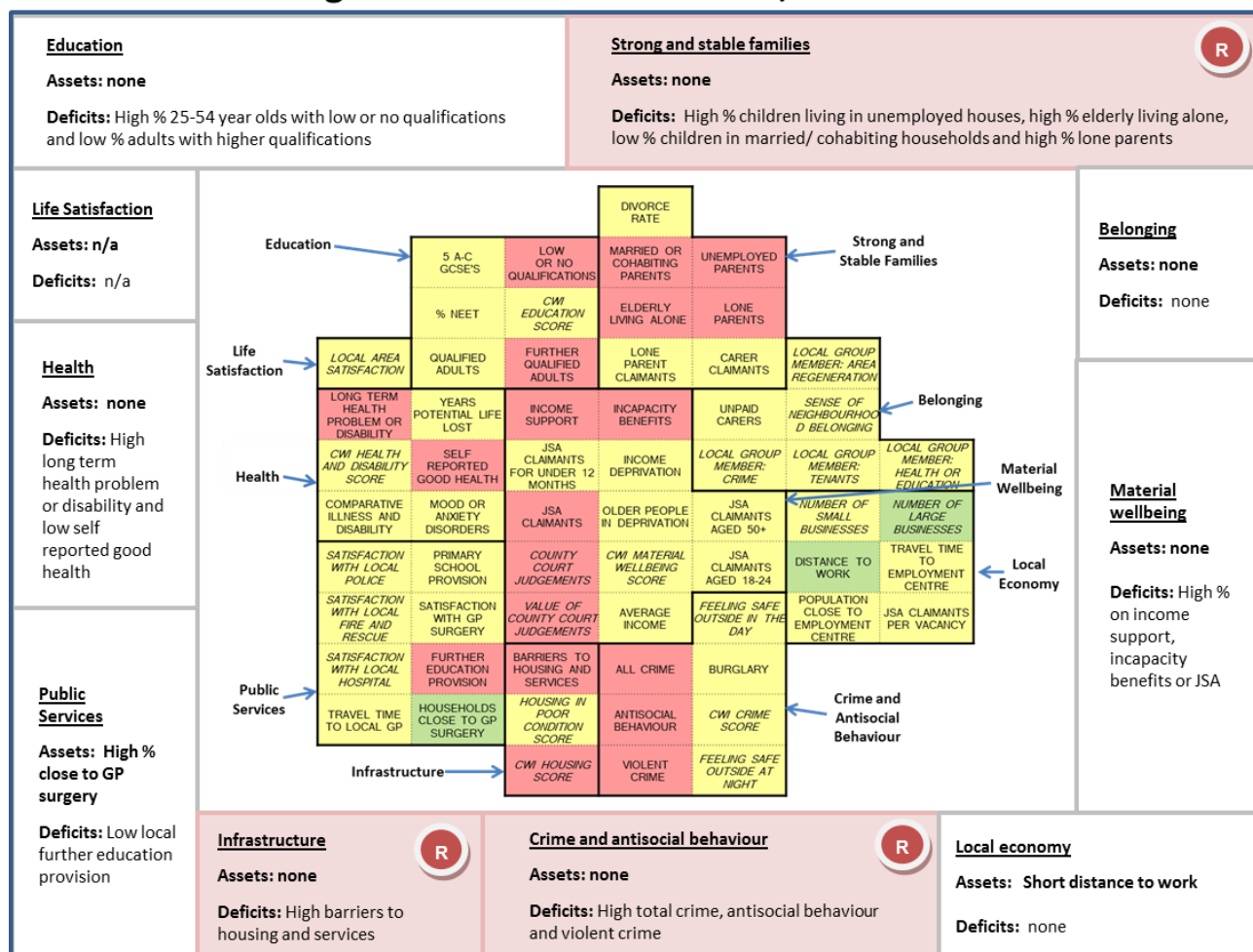
| Component                      | Description  |
|--------------------------------|--|
| Life satisfaction              |  |
| Education                      |  |
| Health                         | Worse than average potential years of life lost  |
| Material wellbeing             | Worse than average % JSA claimants and income deprivation affecting older people   |
| Strong and stable families     | Worse than average % elderly people living alone and % children living in lone parent households   |
| Belonging                      | Amongst ten worst practices for % unpaid carers  |
| Local economy                  | Better than average walking/public transport travel time to employment centre and claimants per job vacancy and second best practice for distance travelled to work  |
| Public services                | Amongst ten best practices for walking /public transport travel time to GP surgery and better than average % of households within 15 mins of GP surgery by walking/public transport and primary schools within 15 mins by walking/public transport |
| Crime and antisocial behaviour | Amongst ten worst practices for all crime offences, antisocial behaviour and violent crime   |
| Infrastructure                 | Amongst ten worst practices for housing score in CWI and worse than average housing in poor condition score  |

# Seaside Medical Centre, EHS CCG



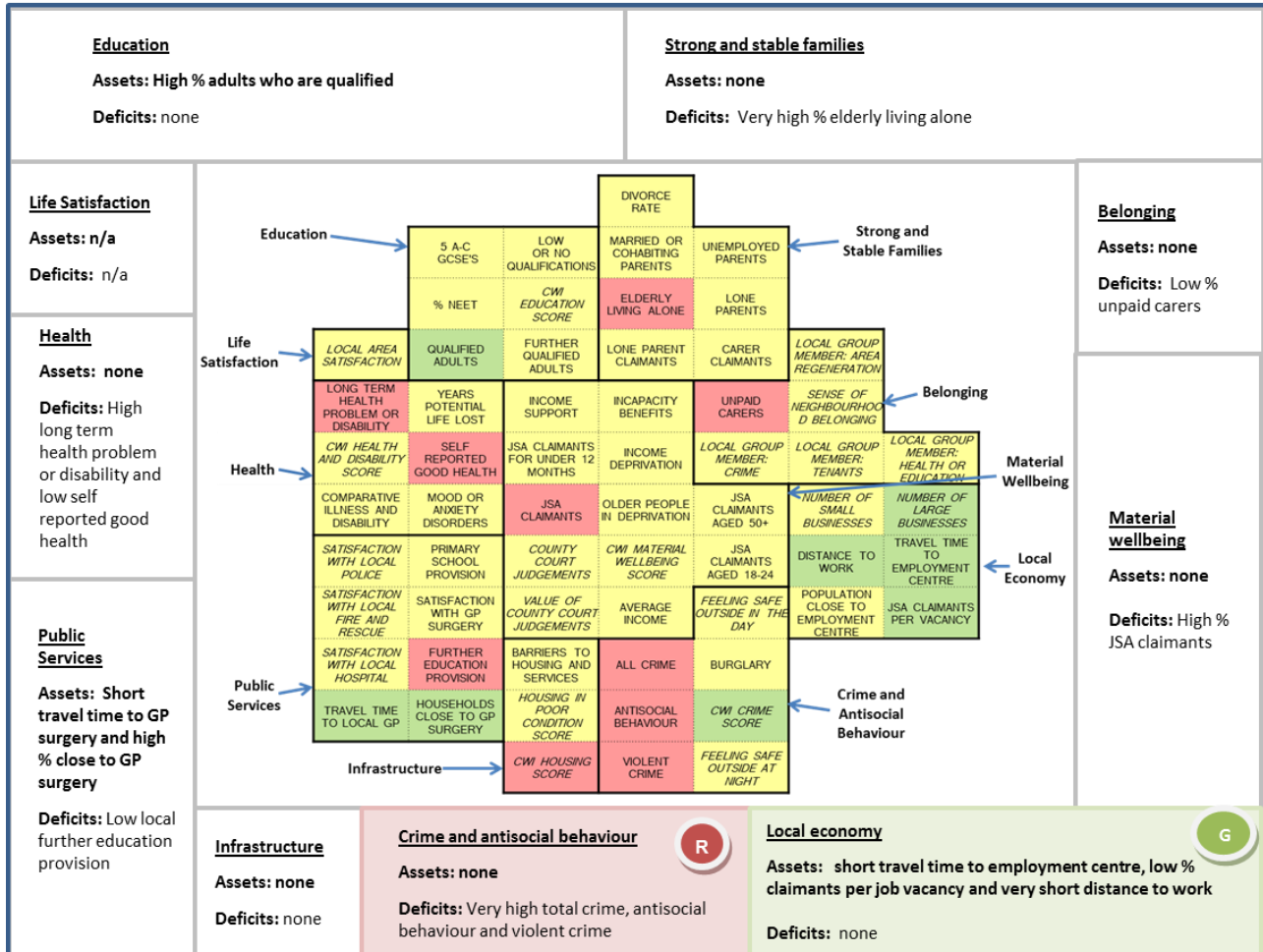
| Component                      | Description  |
|--------------------------------|--|
| Life satisfaction              |  |
| Education                      | Worse than average qualifications at level 4 or above  |
| Health                         | Worse than average potential years of life lost  |
| Material wellbeing             | Worse than average % on income support, incapacity benefits and JSA, CWI material wellbeing scores and income deprivation affecting older people. Fifth worst practice for number of county court judgements   |
| Strong and stable families     | Worse than average % of people who are divorced, children living in workless households, in married or cohabiting households and in lone parent households   |
| Belonging                      | Amongst ten worst practices for % unpaid carers  |
| Local economy                  | Better than average walking/public transport travel time to employment centre and amongst ten best practices for number of large local businesses and for distance travelled to work   |
| Public services                | Fifth best practice for walking/public transport travel time to GP surgery and amongst ten best for % of households within 15 mins of GP surgery by walking/public transport and primary schools within 15 mins by walking/public transport. Worse than average further education institutions within 30 mins walking/public transport |
| Crime and antisocial behaviour | Amongst ten worst practices for all crime offences, antisocial behaviour, and violent crime  |
| Infrastructure                 | Amongst ten worst practices for housing score in CWI   |

# Lighthouse Medical Practice, EHS CCG



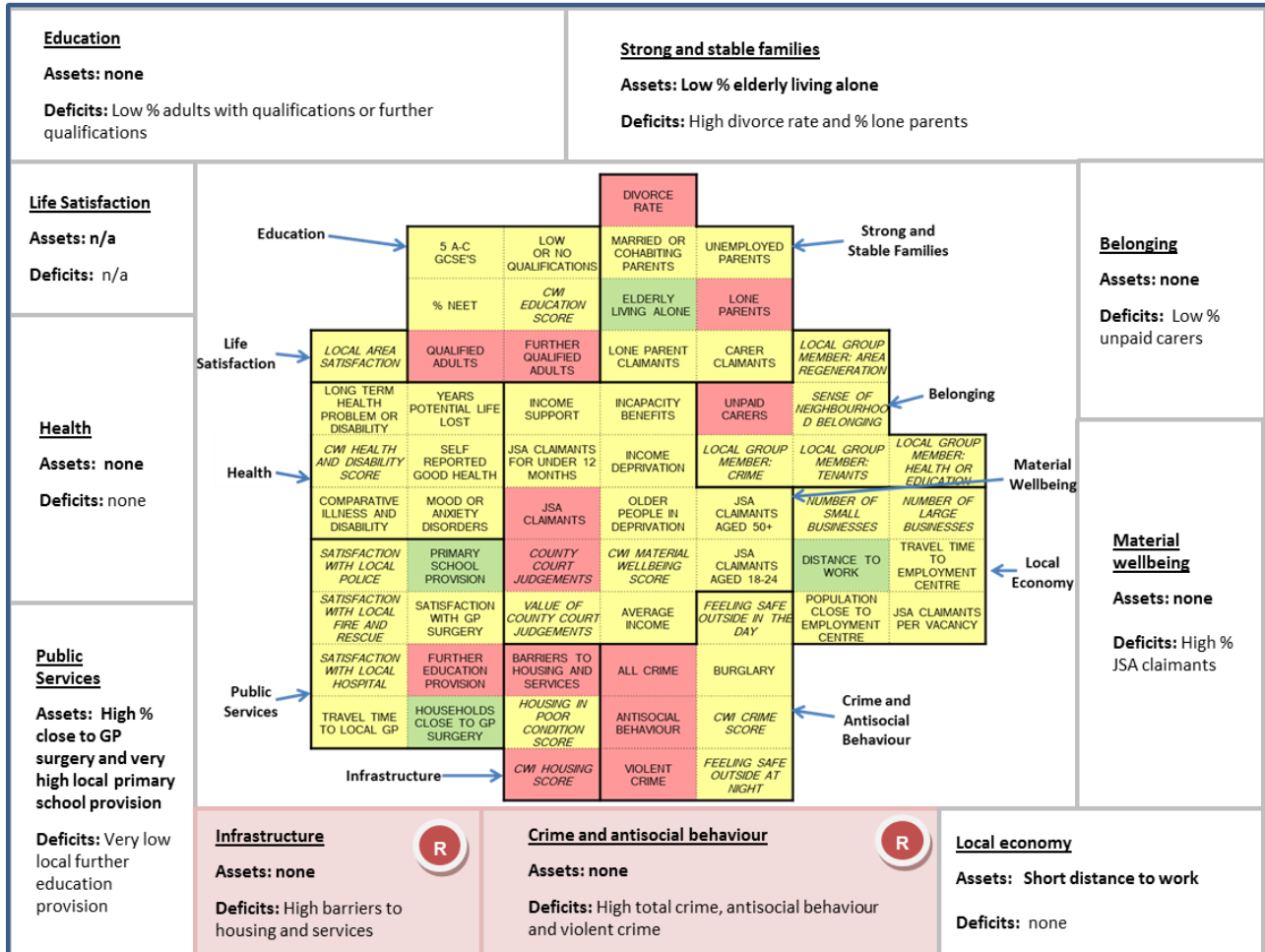
| Component                      | Description  |
|--------------------------------|--|
| Life satisfaction              |  |
| Education                      | Worse than average 25-54 year olds with low or no qualifications or adults with qualifications at level 4 or above   |
| Health                         | Worse than average limiting long term health problem or disability and self reported good health   |
| Material wellbeing             | Worse than average % on income support, incapacity benefits and JSA. Worst ranking practice for number of county court judgements and fourth worst for value of county court judgements    |
| Strong and stable families     | Worse than average % children living in workless households, % elderly people living alone, children living in married or cohabiting households or in lone parent households               |
| Belonging                      |  |
| Local economy                  | Third best practice for number of large local businesses and better than average distance travelled to work  |
| Public services                | Better than average % of households within 15 mins of GP surgery by walking/public transport but worse than average further education institutions within 30 mins walking/public transport |
| Crime and antisocial behaviour | Worse than average all crime offences, antisocial behaviour and violent crime  |
| Infrastructure                 | Worse than average barriers to housing and services score and housing score in CWI   |

# Grove Road Surgery, EHS CCG



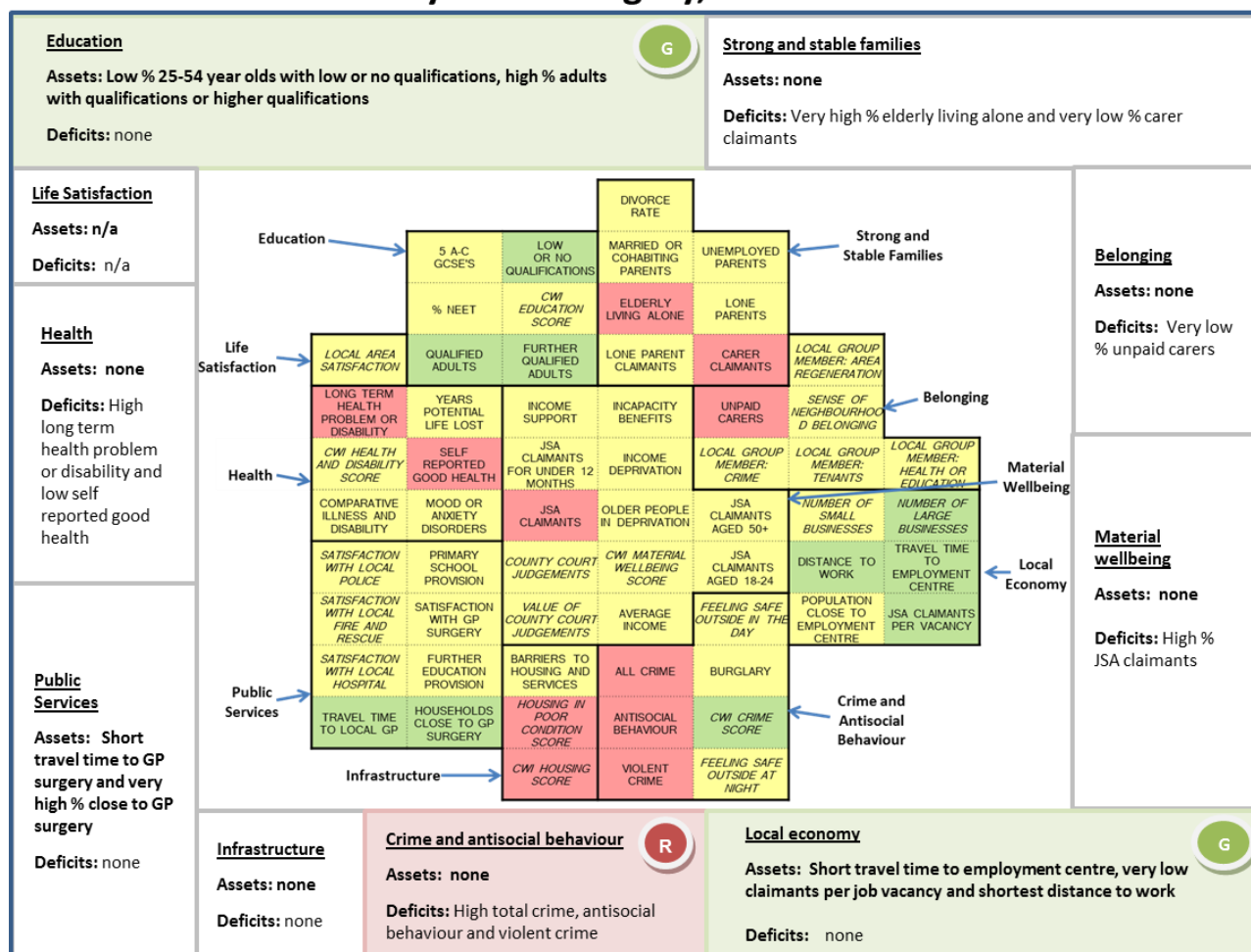
| Component                      | Description   |
|--------------------------------|---|
| Life satisfaction              |   |
| Education                      | Better than average qualifications at level 2 or above  |
| Health                         | Worse than average limiting long term health problem or disability and self reported good health  |
| Material wellbeing             | Worse than average % JSA claimants  |
| Strong and stable families     | Amongst ten worst practices for % elderly people living alone   |
| Belonging                      | Worse than average % unpaid carers  |
| Local economy                  | Better than average walking/public transport travel time to employment centre, number of large local businesses and claimants per job vacancy. Fourth best practice for distance travelled to work  |
| Public services                | Better than average walking/public transport travel time to GP surgery and % of households within 15 mins of GP surgery by walking/public transport but worse than average for further education institutions within 30 mins walking/public transport |
| Crime and antisocial behaviour | Better than average crime score in CWI, but amongst ten worst practices for all crime offences, antisocial behaviour and violent crime  |
| Infrastructure                 | Amongst ten worst practices for housing score in CWI  |

# Sovereign Practice, EHS CCG



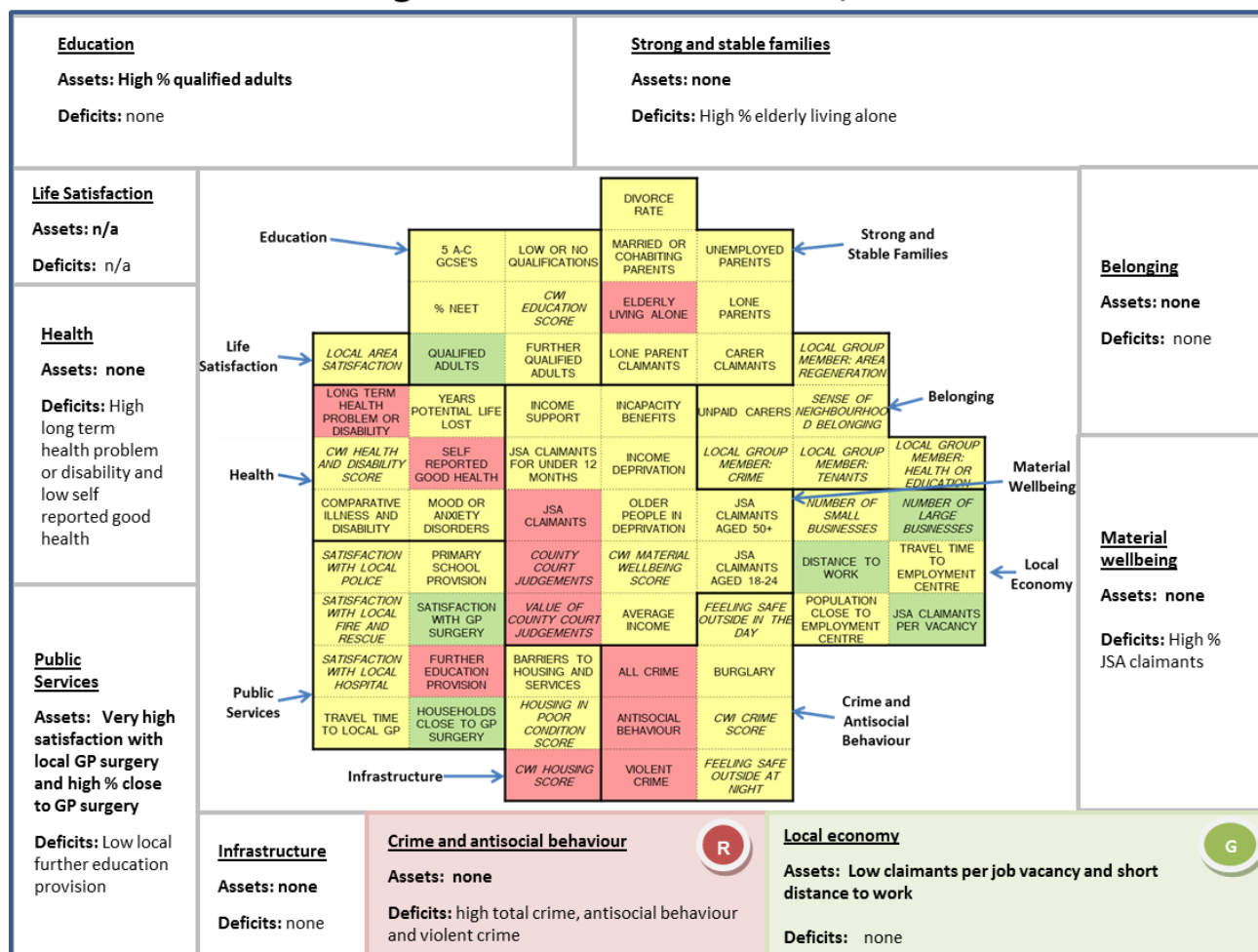
| Component                      | Description  |
|--------------------------------|--|
| Life satisfaction              |  |
| Education                      | Worse than average qualifications at level 2 or above and at level 4 or above  |
| Health                         |  |
| Material wellbeing             | Worse than average % JSA claimants and amongst ten worst practices for number of county court judgements   |
| Strong and stable families     | Worse than average % of people who are divorced and % children living in lone parent households. Better than average % elderly people living alone   |
| Belonging                      | Worse than average % unpaid carers   |
| Local economy                  | Better than average distance travelled to work   |
| Public services                | Better than average % of households within 15 mins of GP surgery by walking/public transport. Amongst ten worst practices for further education institutions within 30 mins walking/ public transport but second best for primary schools within 15 mins by walking/public transport |
| Crime and antisocial behaviour | Worse than average all crime offences, antisocial behaviour and violent crime  |
| Infrastructure                 | Worse than average barriers to housing and services score and housing score in CWI   |

# Enys Road Surgery, EHS CCG



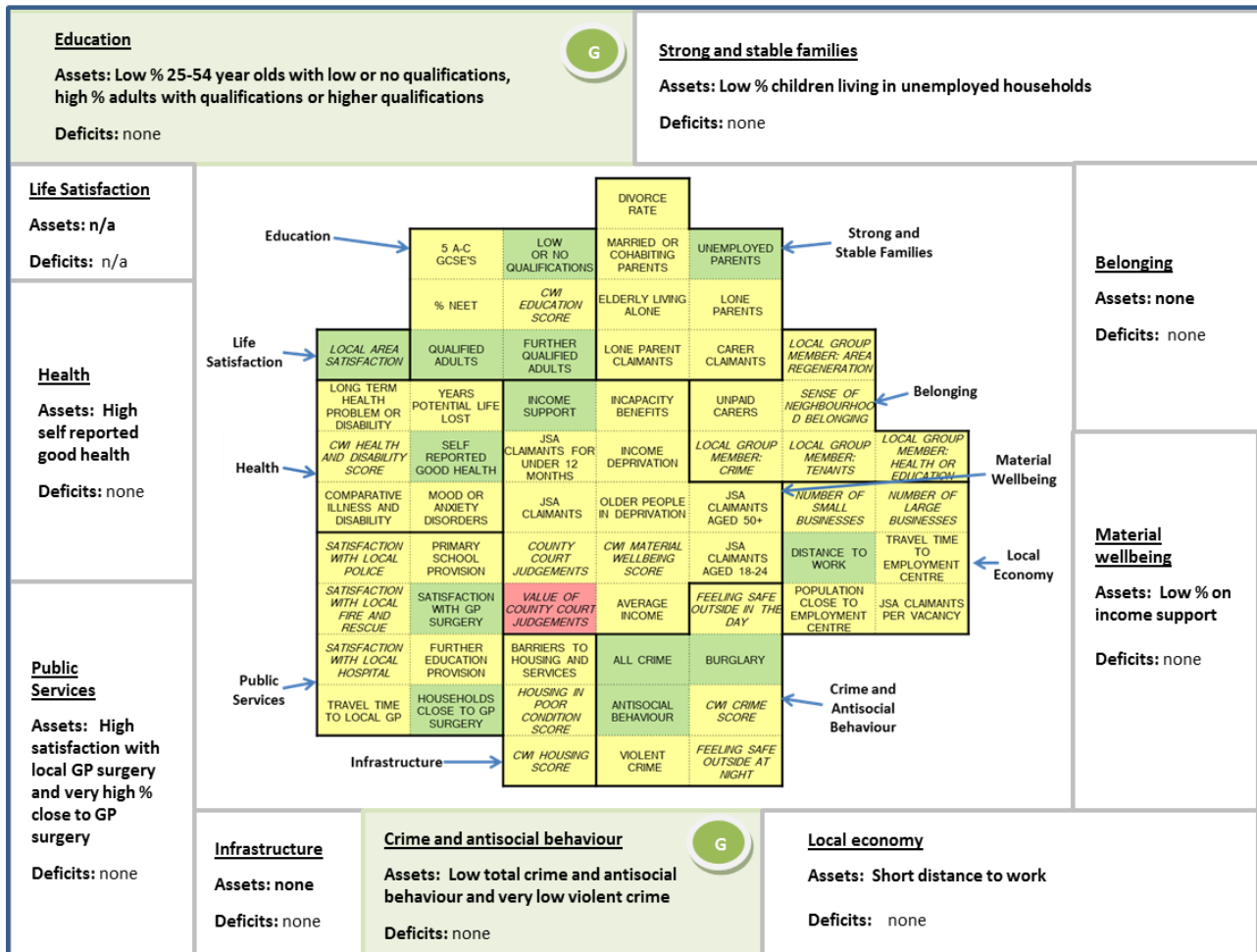
| Component                      | Description   |
|--------------------------------|---|
| Life satisfaction              |   |
| Education                      | Better than average % 25-54 year olds with low or no qualifications, qualifications at level 2 or above and at level 4 or above   |
| Health                         | Worse than average limiting long term health problem or disability and self reported good health  |
| Material wellbeing             | Worse than average % JSA claimants  |
| Strong and stable families     | Amongst ten worst practices for % elderly people living alone and second worst for % carer claimants  |
| Belonging                      | Amongst ten worst practices for % unpaid carers   |
| Local economy                  | Better than average walking/public transport travel time to employment centre and number of large local businesses. Amongst ten best practices for claimants per job vacancy and best ranking practice for distance travelled to work |
| Public services                | Better than average walking/public transport travel time to GP surgery and amongst ten best practices for % of households within 15 mins of GP surgery by walking/public transport  |
| Crime and antisocial behaviour | Amongst ten best practices for crime score in CWI but worse than average all crime offences, antisocial behaviour and violent crime   |
| Infrastructure                 | Worse than average housing score in CWI and housing in poor condition score   |

# Arlington Road Medical Centre, EHS CCG



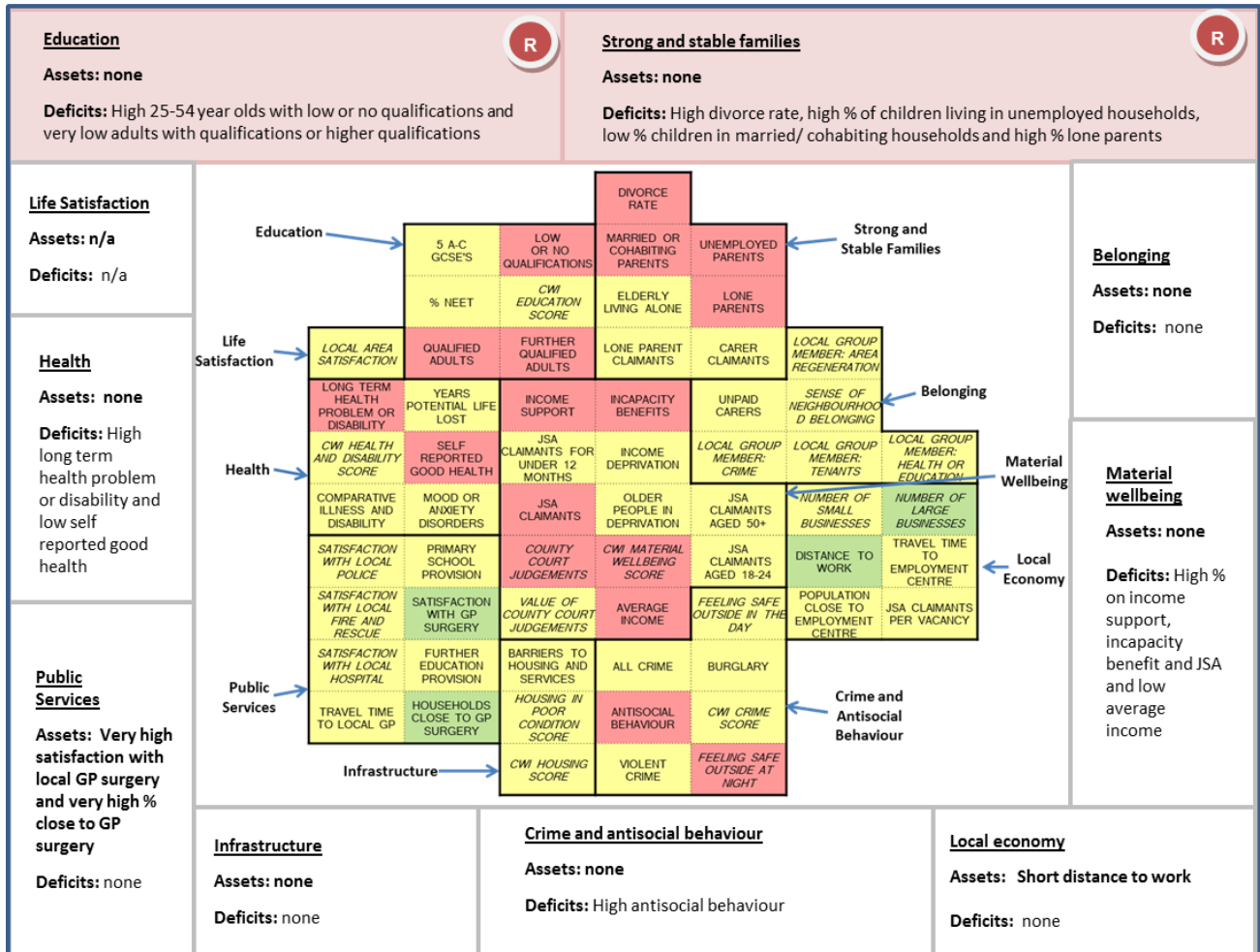
| Component                      | Description   |
|--------------------------------|---|
| Life satisfaction              |   |
| Education                      | Better than average qualifications at level 2 or above  |
| Health                         | Worse than average limiting long term health problem or disability and self reported good health  |
| Material wellbeing             | Worse than average JSA claimants and number and value of county court judgements  |
| Strong and stable families     | Worse than average % elderly people living alone  |
| Belonging                      |   |
| Local economy                  | Fourth best practice for number of large local businesses and better than average for claimants per job vacancy and distance travelled to work  |
| Public services                | Fourth best practice for satisfaction with local GP surgery and better than average % of households within 15 mins of GP surgery by walking/public transport. Worse than average further education institutions within 30 mins walking/public transport |
| Crime and antisocial behaviour | Worse than average all crime offences, antisocial behaviour and violent crime   |
| Infrastructure                 | worse than average housing score in CWI   |

# Green Street Clinic, EHS CCG



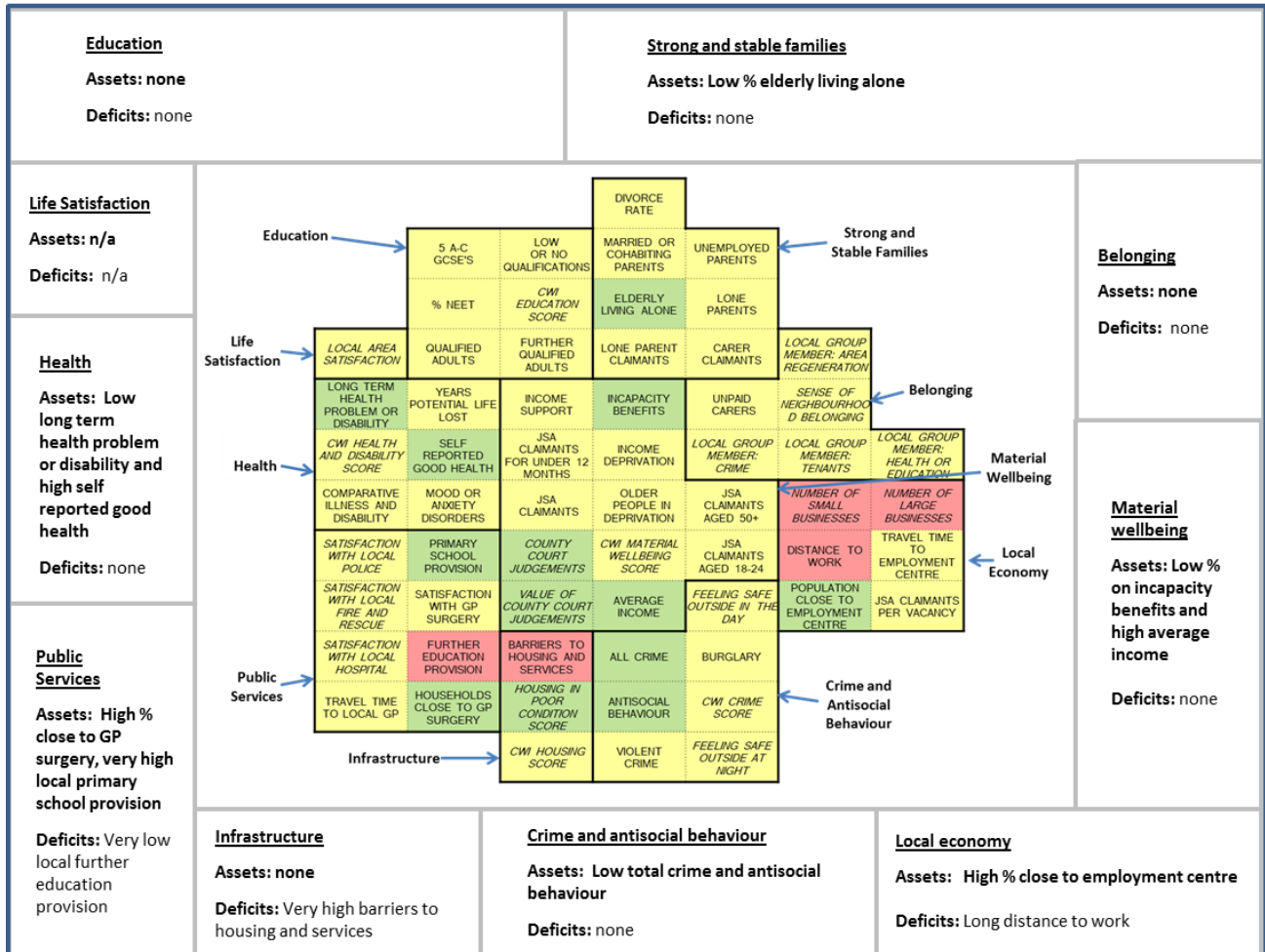
| Component                      | Description  |
|--------------------------------|--|
| Life satisfaction              | Amongst ten best practices for satisfaction with local area  |
| Education                      | Better than average % 25-54 year olds with low or no qualifications, qualifications at level 2 or above and at level 4 or above                              |
| Health                         | Better than average self reported good health  |
| Material wellbeing             | Better than average % on income support and worse than average value of county court judgements  |
| Strong and stable families     | Better than average % children living in workless households   |
| Belonging                      |  |
| Local economy                  | Better than average distance travelled to work   |
| Public services                | Better than average satisfaction with local GP surgery and fourth best practice for % of households within 15 mins of GP surgery by walking/public transport |
| Crime and antisocial behaviour | Better than average for all crime offences and antisocial behaviour and amongst ten best practices for burglary rate   |
| Infrastructure                 |  |

## Park Practice, EHS CCG



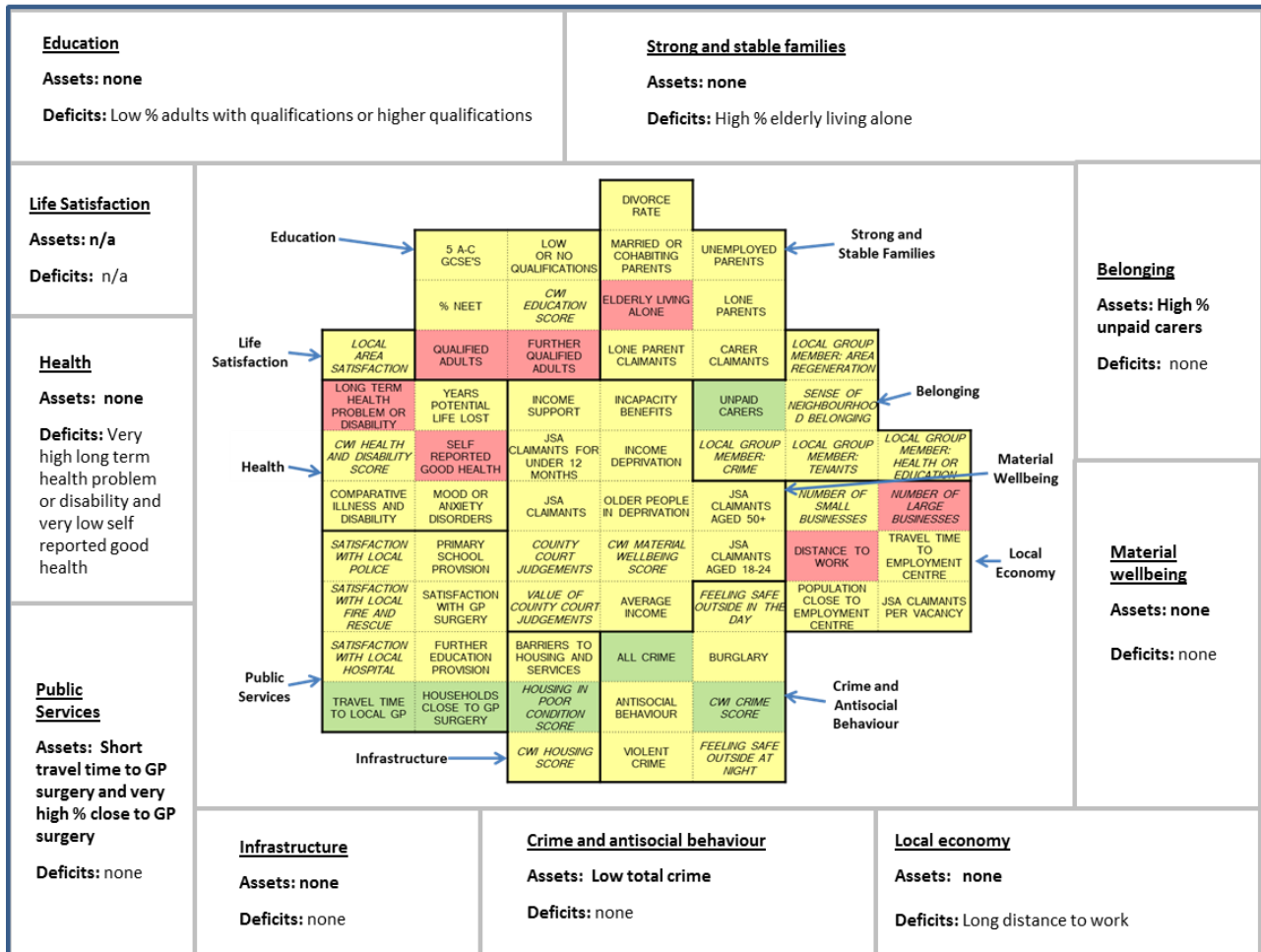
| Component                      | Description   |
|--------------------------------|---|
| Life satisfaction              |   |
| Education                      | Worse than average % 25-54 year olds with low or no qualifications and amongst ten worst practices for adults with qualifications at level 2 or above and at level 4 or above                                     |
| Health                         | Worse than average limiting long term health problem or disability and self reported good health  |
| Material wellbeing             | Worse than average % on income support, incapacity benefits and JSA, worse than average CWI material wellbeing scores and household income, and amongst ten worst practices for number of county court judgements |
| Strong and stable families     | Worse than average % of people who are divorced, and % children living in workless households, in married or cohabiting households and in lone parent households  |
| Belonging                      |   |
| Local economy                  | Better than average number of large local businesses and distance travelled to work   |
| Public services                | Amongst ten best practices for satisfaction with local GP surgery and for % of households within 15 mins of GP surgery by walking/public transport  |
| Crime and antisocial behaviour | Worse than average feeling of safety outside during the night and antisocial behaviour rate   |
| Infrastructure                 |   |

# Harbour Medical Practice, EHS CCG



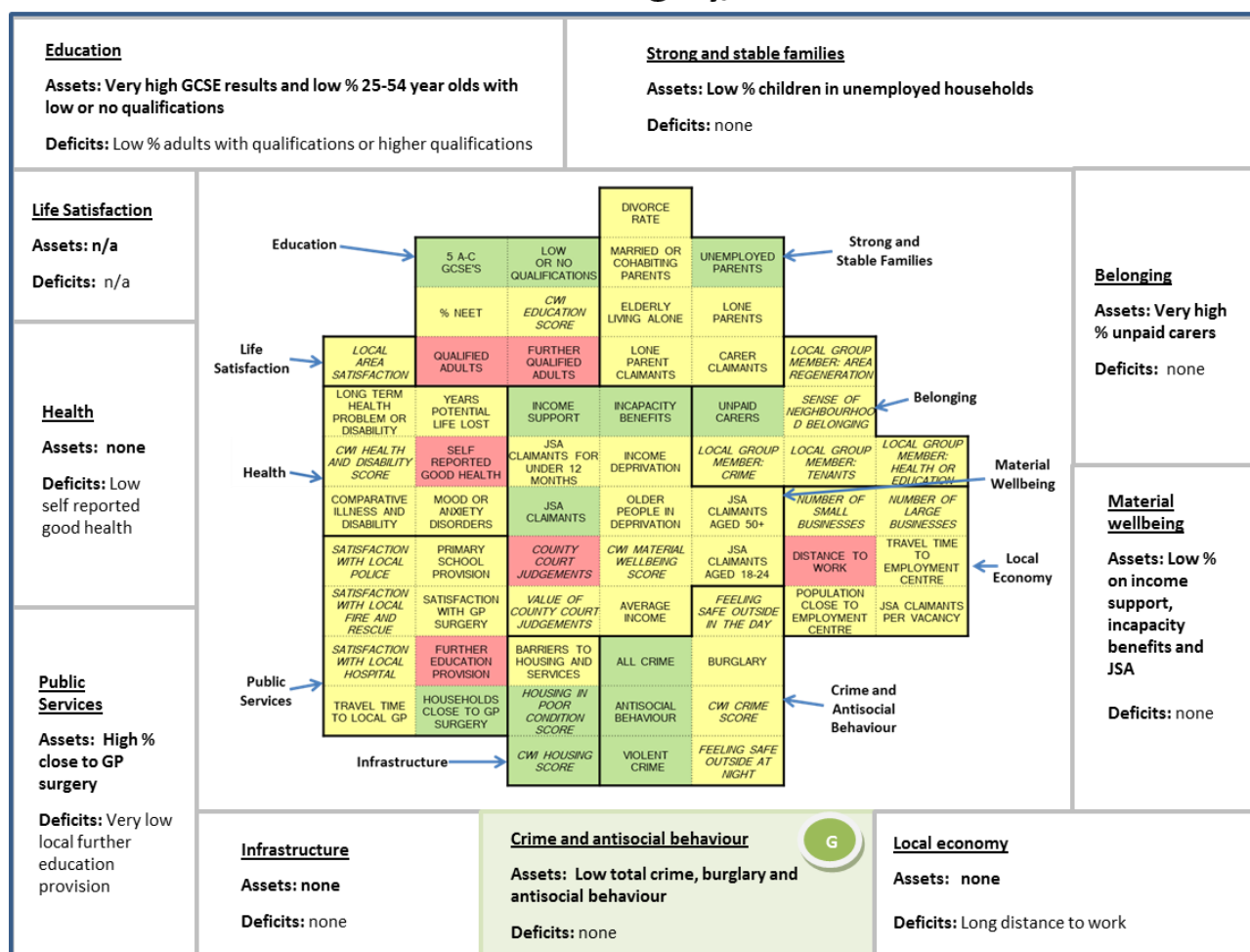
| Component                      | Description   |
|--------------------------------|---|
| Life satisfaction              |   |
| Education                      |   |
| Health                         | Better than average limiting long term health problem or disability and self reported good health   |
| Material wellbeing             | Better than average % on incapacity benefits, best ranking practice for both number and value of county court judgements and better than average household income   |
| Strong and stable families     | Better than average % elderly people living alone   |
| Belonging                      |   |
| Local economy                  | Better than average % of working age population within 20 mins of employment centre by walking/public transport or cycling. Worst ranking practice for number of small local businesses and third worst for large local businesses. Worse than average distance travelled to work           |
| Public services                | Better than average % of households within 15 mins of GP surgery by walking/public transport, fourth worst ranking practice for further education institutions within 30 mins walking/ public transport but amongst ten best for primary schools within 15 mins by walking/public transport |
| Crime and antisocial behaviour | Better than average all crime offences and antisocial behaviour   |
| Infrastructure                 | Fifth worst practice for barriers to housing and services score but better than average housing in poor condition score   |

# Manor Park Medical Centre, EHS CCG



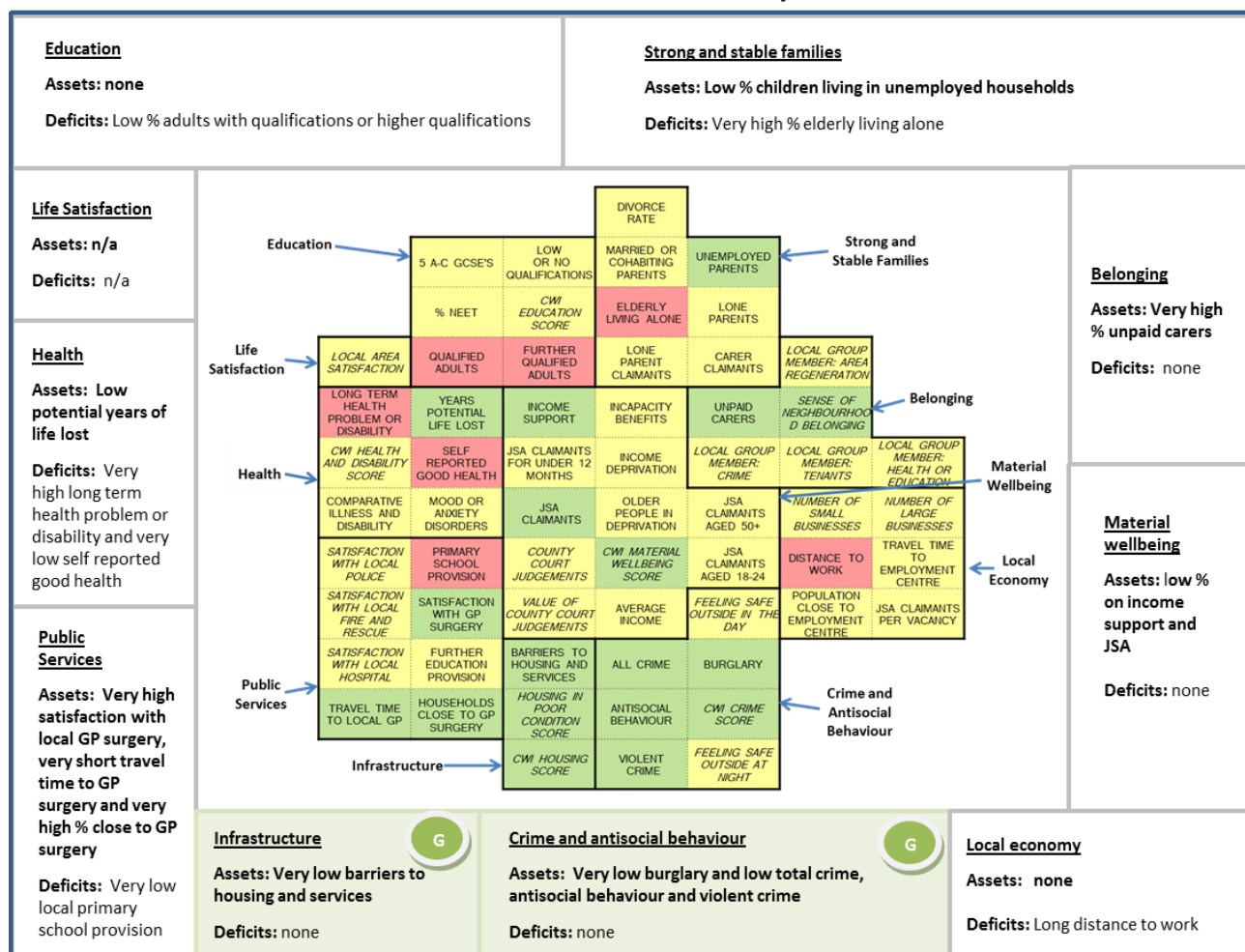
| Component                      | Description  |
|--------------------------------|--|
| Life satisfaction              |  |
| Education                      | Worse than average qualifications at level 2 or above and level 4 or above   |
| Health                         | Amongst ten worst practices for limiting long term health problem or disability and for self reported good health  |
| Material wellbeing             |  |
| Strong and stable families     | Worse than average % elderly people living alone   |
| Belonging                      | Better than average % unpaid carers  |
| Local economy                  | Worse than average number of small local businesses and distance travelled to work   |
| Public services                | Better than average walking/public transport travel time to GP surgery and amongst ten best practices for % of households within 15 mins of GP surgery by walking/public transport |
| Crime and antisocial behaviour | Better than average crime score in CWI and all crime offences  |
| Infrastructure                 | Better than average housing in poor condition score  |

# Stone Cross Surgery, EHS CCG



| Component                      | Description  |
|--------------------------------|--|
| Life satisfaction              |  |
| Education                      | Amongst ten best practices for GCSE results and better than average 25-54 year olds with low or no qualifications. Worse than average qualifications at level 2 or above and at level 4 or above     |
| Health                         | Worse than average self reported good health   |
| Material wellbeing             | Better than average % on income support, incapacity benefits and JSA. Worse than average number of county court judgements   |
| Strong and stable families     | Better than average children living in workless households   |
| Belonging                      | Amongst ten best practices for % unpaid carers   |
| Local economy                  | Worse than average distance travelled to work  |
| Public services                | Better than average % of households within 15 mins of GP surgery by walking/public transport, amongst ten worst practices for further education institutions within 30 mins walking/public transport |
| Crime and antisocial behaviour | Better than average all crime offences, burglary and antisocial behaviour  |
| Infrastructure                 | Better than average housing score in CWI and housing in poor condition score   |

## Downlands Medical Centre, EHS CCG



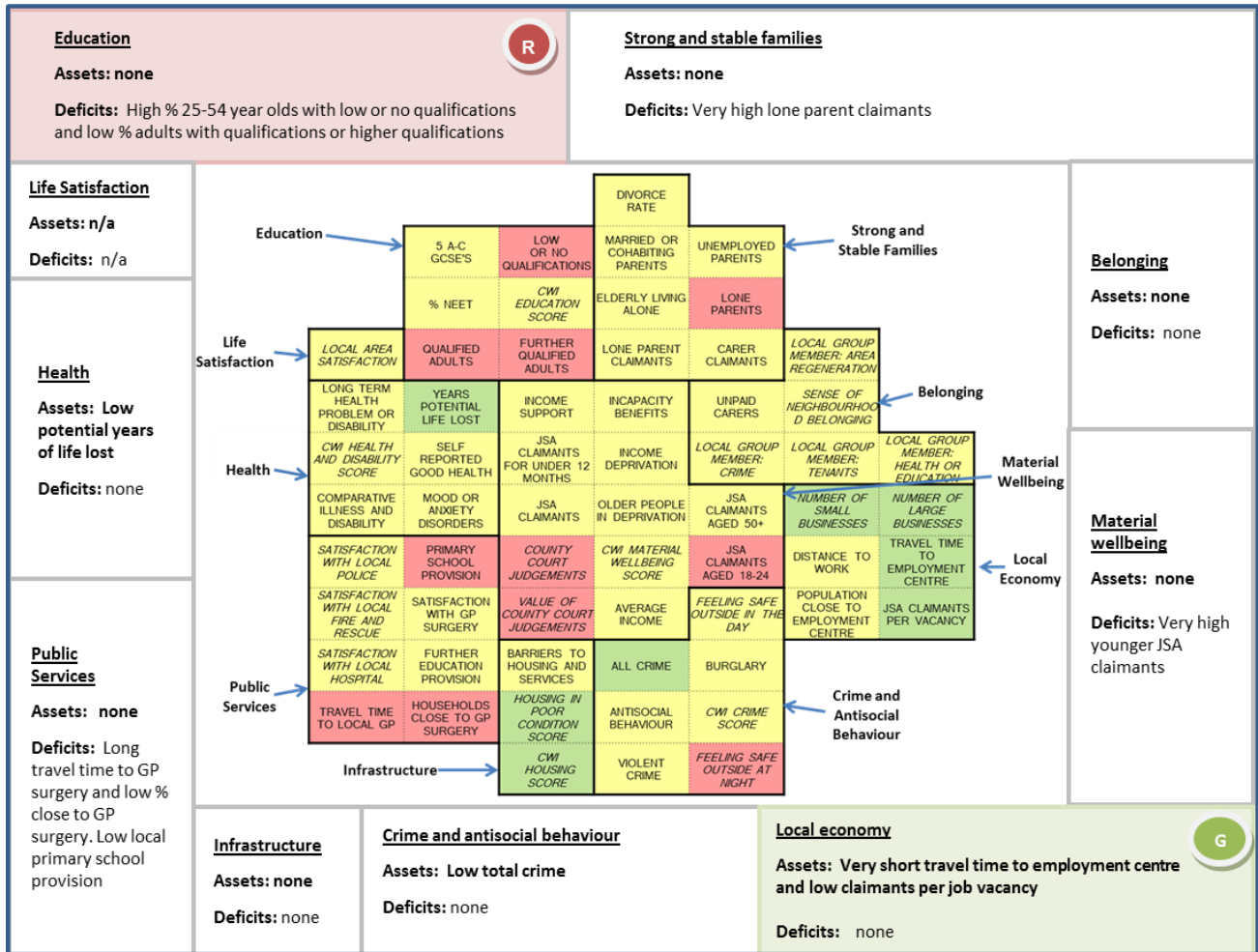
| Component                      | Description   |
|--------------------------------|---|
| Life satisfaction              |   |
| Education                      | Worse than average qualifications at level 2 or above and at level 4 or above   |
| Health                         | Fifth worst practice for limiting long term health problem or disability and amongst ten worst for self reported good health. Better than average potential years of life lost  |
| Material wellbeing             | Better than average % on income support and JSA claimants, and better than average CWI material wellbeing scores  |
| Strong and stable families     | Better than average % children living in workless households but amongst ten worst practices for elderly people living alone  |
| Belonging                      | Third best practice for sense of neighbourhood belonging and amongst ten best for % unpaid carers   |
| Local economy                  | Worse than average distance travelled to work   |
| Public services                | Amongst ten best practices for satisfaction with local GP surgery and walking/public transport travel time to GP surgery, and fifth best for % of households within 15 mins of GP surgery by walking/public transport. Amongst ten worst practices for primary schools within 15 mins by walking/public transport |
| Crime and antisocial behaviour | Second best practice for crime score in CWI, amongst ten best for burglary and better than average for all crime offences, antisocial behaviour and violent crime   |
| Infrastructure                 | Amongst ten best practices for barriers to housing and services score and housing score in CWI, and better than average housing in poor condition score   |

# Vicarage Field Surgery, EHS CCG

|   |   |  |
|---|---|--|
| <u>Education</u><br><br>Assets: none<br><br>Deficits: Low % adults with qualifications or higher qualifications                 | <u>Strong and stable families</u><br><br>Assets: none<br><br>Deficits: none   |  |
| <u>Life Satisfaction</u><br><br>Assets: n/a<br><br>Deficits: n/a  | <div><div>Education</div><div>Life Satisfaction</div><div>Health</div><div>Public Services</div><div>Infrastructure</div></div> <div><div>DIVORCE RATE</div><div>MARRIED OR COHABITING PARENTS</div><div>ELDERLY LIVING ALONE</div><div>LONE PARENT CLAIMANTS</div><div>INCAPACITY BENEFITS</div><div>INCOME DEPRIVATION</div><div>OLDER PEOPLE IN DEPRIVATION</div><div>CWI MATERIAL WELLBEING SCORE</div><div>AVERAGE INCOME</div><div>ALL CRIME</div><div>ANTISOCIAL BEHAVIOUR</div><div>VIOLENT CRIME</div><div>UNEMPLOYED PARENTS</div><div>LONE PARENTS</div><div>CARER CLAIMANTS</div><div>UNPAID CARERS</div><div>LOCAL GROUP MEMBER: CRIME</div><div>JSA CLAIMANTS AGED 50+</div><div>JSA CLAIMANTS AGED 18-24</div><div>FEELING SAFE OUTSIDE IN THE DAY</div><div>BURGLARY</div><div>CWI CRIME SCORE</div><div>FEELING SAFE OUTSIDE AT NIGHT</div></div>              | <u>Belonging</u><br><br>Assets: none<br><br>Deficits: none   |
| <u>Health</u><br><br>Assets: Low potential years of life lost<br><br>Deficits: none   | <div><div>5 A-C GCSE'S</div><div>% NEET</div><div>LOCAL AREA SATISFACTION</div><div>LONG TERM HEALTH PROBLEM OR DISABILITY</div><div>CWI HEALTH AND DISABILITY SCORE</div><div>COMPARATIVE ILLNESS AND DISABILITY</div><div>SATISFACTION WITH LOCAL POLICE</div><div>SATISFACTION WITH LOCAL FIRE AND RESCUE</div><div>SATISFACTION WITH LOCAL HOSPITAL</div><div>TRAVEL TIME TO LOCAL GP</div><div>LOCAL GROUP MEMBER: AREA REGENERATION</div><div>SENSE OF NEIGHBOURHOOD BELONGING</div><div>LOCAL GROUP MEMBER: TENANTS</div><div>LOCAL GROUP MEMBER: HEALTH OR EDUCATION</div><div>NUMBER OF SMALL BUSINESSES</div><div>NUMBER OF LARGE BUSINESSES</div><div>TRAVEL TIME TO EMPLOYMENT CENTRE</div><div>JSA CLAIMANTS PER VACANCY</div></div> <div><div>Belonging</div><div>Material Wellbeing</div><div>Local Economy</div><div>Crime and Antisocial Behaviour</div></div> | <u>Material wellbeing</u><br><br>Assets: none<br><br>Deficits: none  |
| <u>Public Services</u><br><br>Assets: Short travel time to GP surgery and very high % close to GP surgery<br><br>Deficits: none | <div><div>LOCAL AREA SATISFACTION</div><div>QUALIFIED ADULTS</div><div>FURTHER QUALIFIED ADULTS</div><div>YEARS POTENTIAL LIFE LOST</div><div>SELF REPORTED GOOD HEALTH</div><div>MOOD OR ANXIETY DISORDERS</div><div>PRIMARY SCHOOL PROVISION</div><div>SATISFACTION WITH GP SURGERY</div><div>FURTHER EDUCATION PROVISION</div><div>HOUSEHOLDS CLOSE TO GP SURGERY</div><div>HOUSING IN POOR CONDITION SCORE</div><div>CWI HOUSING SCORE</div></div> <div><div>Infrastructure</div><div>Crime and antisocial behaviour</div><div>Local economy</div></div>  | <u>Material wellbeing</u><br><br>Assets: none<br><br>Deficits: none  |
| <u>Infrastructure</u><br><br>Assets: none<br><br>Deficits: none   | <u>Crime and antisocial behaviour</u><br><br>Assets: none<br><br>Deficits: none   | <u>Local economy</u><br><br>Assets: Very short travel time to employment centre and very low claimants per job vacancy<br><br>Deficits: none |

| Component                      | Description  |
|--------------------------------|--|
| Life satisfaction              |  |
| Education                      | Worse than average qualifications at level 2 or above and at level 4 or above  |
| Health                         | Better than average potential years of life lost   |
| Material wellbeing             | Better than average number of county court judgements  |
| Strong and stable families     |  |
| Belonging                      |  |
| Local economy                  | Fourth best practice for walking/public transport travel time to employment centre and amongst ten best for claimants per job vacancy                                    |
| Public services                | Worse than average satisfaction with local GP surgery, walking/public transport travel time to GP surgery and primary schools within 15 mins by walking/public transport |
| Crime and antisocial behaviour |  |
| Infrastructure                 | Better than average housing score in CWI and amongst ten best practices for housing in poor condition score  |

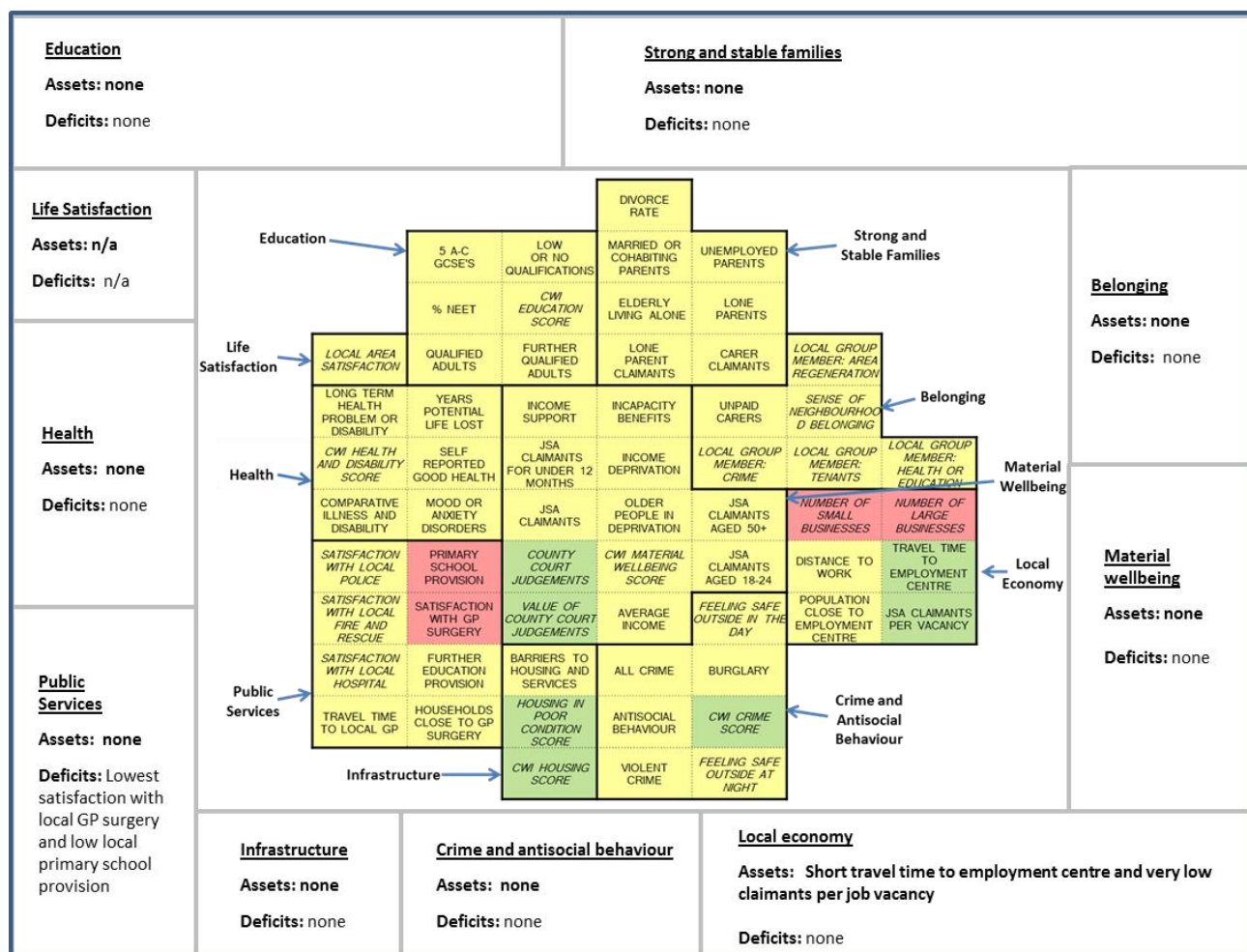
# Seaforth Farm Surgery, EHS CCG



| Component                      | Description  |
|--------------------------------|--|
| Life satisfaction              |  |
| Education                      | Worse than average 25-54 year olds with low or no qualifications, and adults with qualifications at level 2 or above and at level 4 or above   |
| Health                         | Better than average potential years of life lost   |
| Material wellbeing             | Amongst ten worst practices for JSA claimants aged 18-24 and worse than average number and value of county court judgements  |
| Strong and stable families     | Amongst ten worst practices for lone parent claimants  |
| Belonging                      |  |
| Local economy                  | Amongst ten best practices for walking /public transport travel time to employment centre and for number of large local businesses. Better than average number of small local businesses and claimants per job vacancy |
| Public services                | Worse than average walking/public transport travel time to GP surgery, % of households within 15 mins of GP surgery by walking/public transport and primary schools within 15 mins by walking/public transport         |
| Crime and antisocial behaviour | Worse than average feeling of safety outside during the night, better than average all crime offences  |
| Infrastructure                 | Better than average housing score in CWI and amongst ten best practices for housing in poor condition score  |



## Crescent Medical Centre, EHS CCG



| Component                      | Description   |
|--------------------------------|---|
| Life satisfaction              |   |
| Education                      |   |
| Health                         |   |
| Material wellbeing             | Second best practice for number of county court judgements and fourth best for value of county court judgements   |
| Strong and stable families     |   |
| Belonging                      |   |
| Local economy                  | Better than average walking/public transport travel time to employment centre but worse than average number of small and large local businesses. Amongst ten best practices for claimants per job vacancy |
| Public services                | Worst ranking practice for satisfaction with local GP surgery and worse than average primary schools within 15 mins by walking/public transport   |
| Crime and antisocial behaviour | better than average crime score in CWI  |
| Infrastructure                 | Better than average housing score in CWI and housing in poor condition score  |

# Quintin Medical Centre, EHS CCG

G

## Education

Assets: none

Deficits: none

## Strong and stable families

Assets: Low divorce rate and % children in unemployed households, high % children in married/cohabiting households and low % lone parents

Deficits: none

## Life Satisfaction

Assets: n/a

Deficits: n/a

## Health

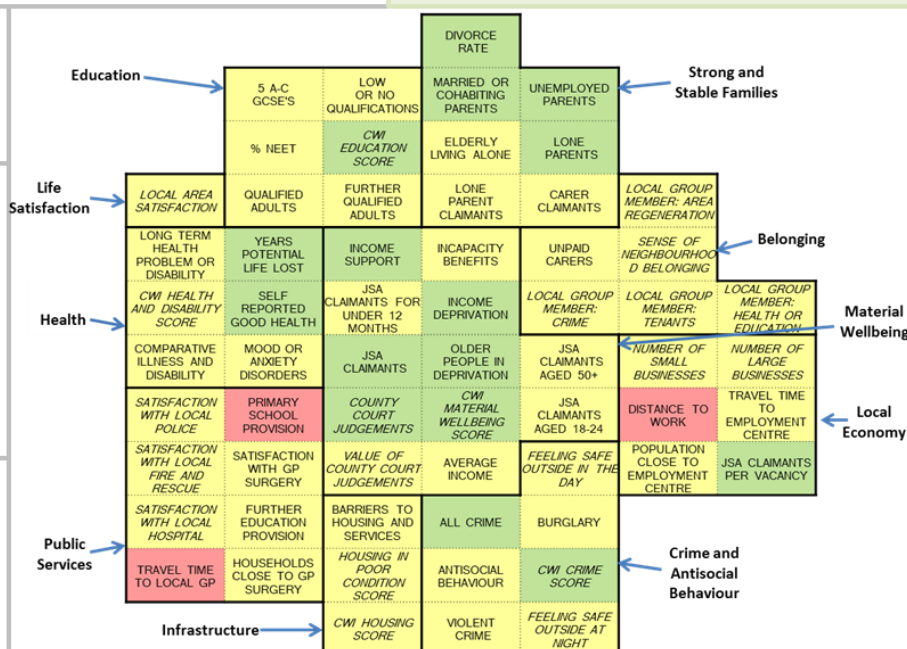
Assets: Low potential years of life lost and high self reported good health

Deficits: none

## Public Services

Assets: none

Deficits: Long travel time to GP surgery and low local primary school provision



## Belonging

Assets: none

Deficits: none

## Material wellbeing

Assets: Low % on income support or JSA, low income deprivation and deprivation affecting older people

Deficits: none

## Infrastructure

Assets: none

Deficits: none

## Crime and antisocial behaviour

Assets: Low total crime

Deficits: none

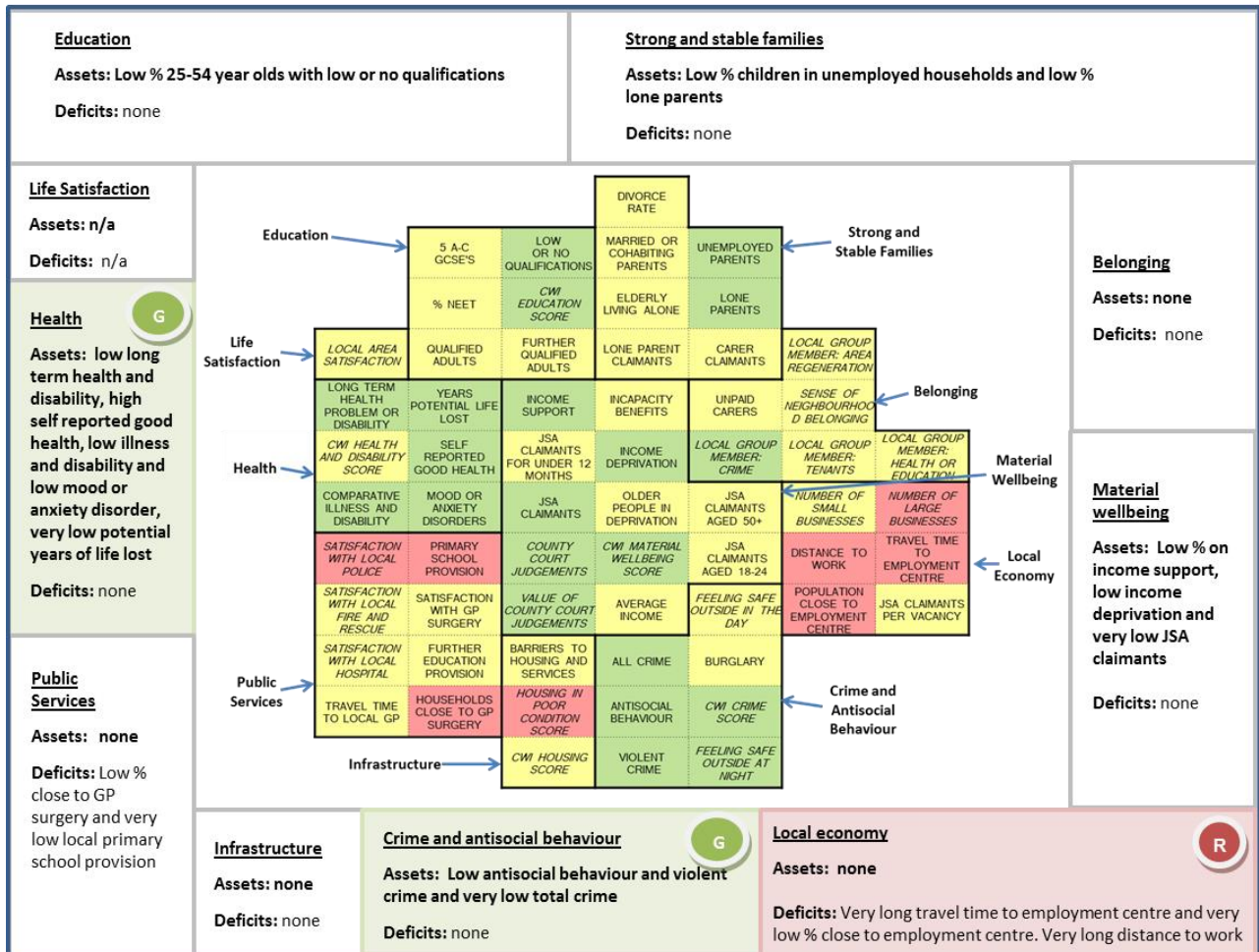
## Local economy

Assets: Very low claimants per job vacancy

Deficits: Long distance to work

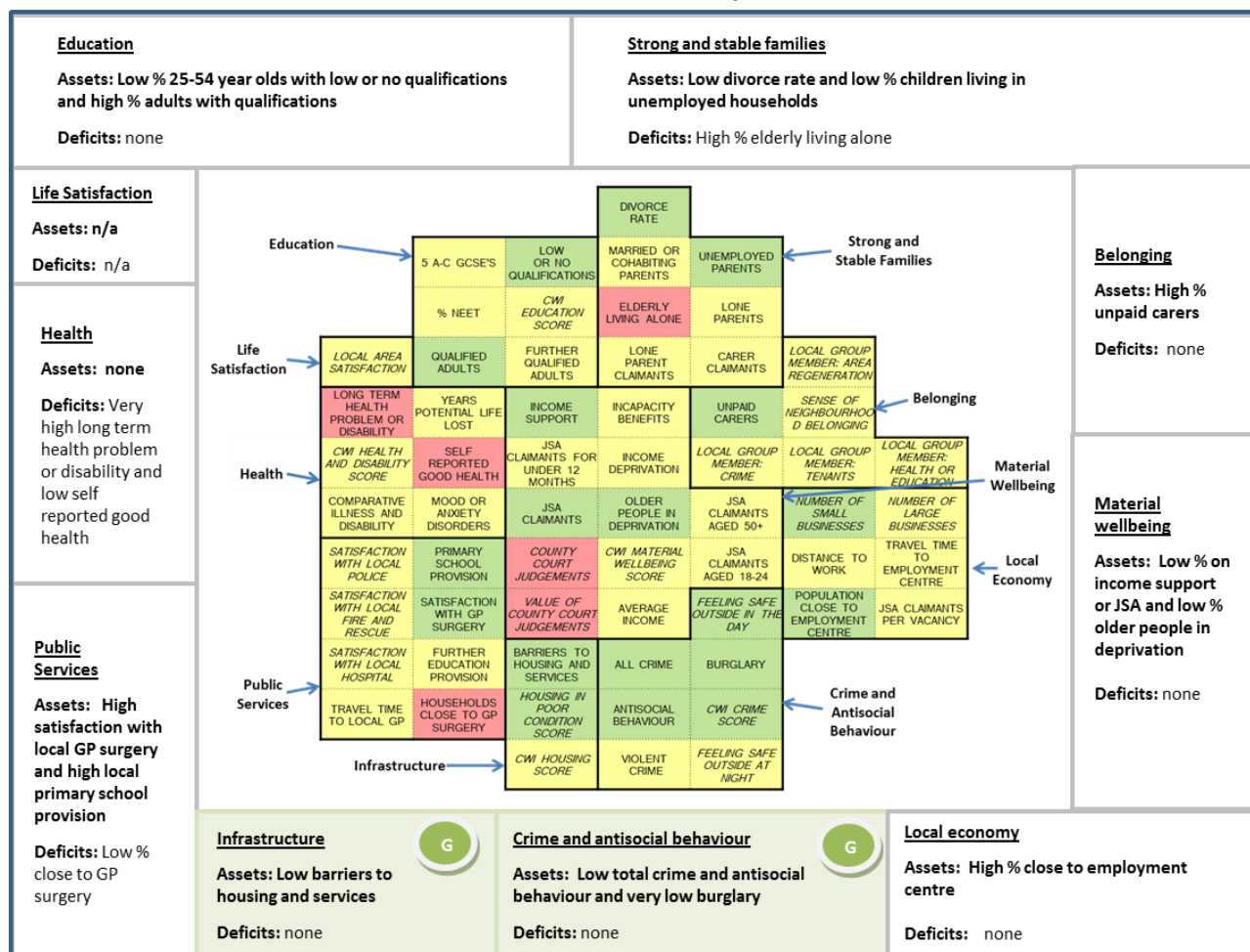
| Component                      | Description  |
|--------------------------------|--|
| Life satisfaction              |  |
| Education                      | Better than average educational scores in the CWI  |
| Health                         | Better than average potential years of life lost and self reported good health   |
| Material wellbeing             | Better than average % on income support or JSA, better than average income deprivation, CWI material wellbeing scores, income deprivation affecting older people and number of county court judgements |
| Strong and stable families     | Better than average % of people who are divorced, % children living in workless households, in married or cohabiting households and in lone parent households  |
| Belonging                      |  |
| Local economy                  | Amongst ten best practices for claimants per job vacancy but worse than average distance travelled to work   |
| Public services                | Worse than average walking/public transport travel time to GP surgery and primary schools within 15 mins by walking/public transport   |
| Crime and antisocial behaviour | Amongst ten best practices for crime score in CWI and better than average all crime offences   |
| Infrastructure                 |  |

# Herstmonceux Surgery, EHS CCG



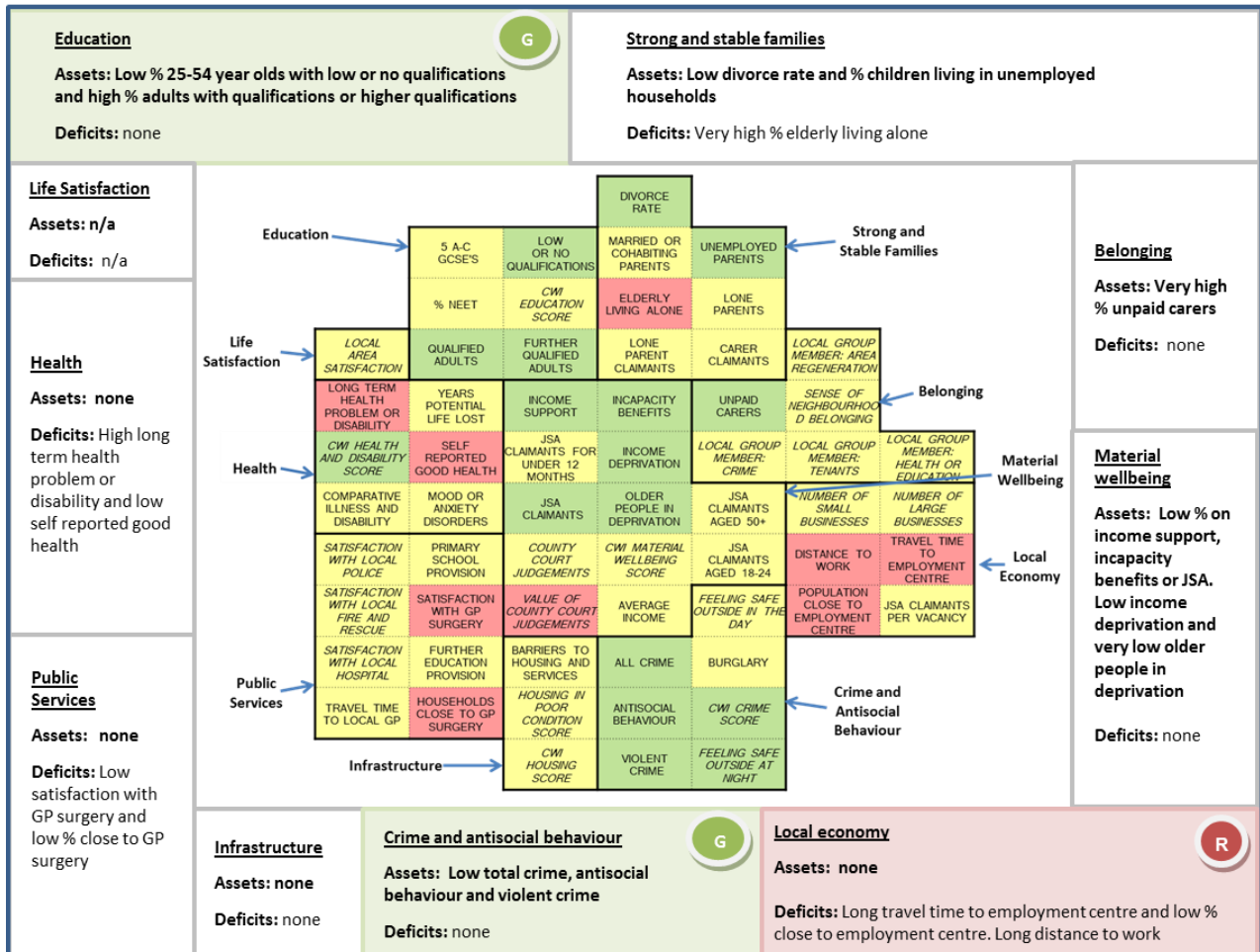
| Component                      | Description  |
|--------------------------------|--|
| Life satisfaction              |  |
| Education                      | Better than average 25-54 year olds with low or no qualifications and amongst ten best practices for educational scores in the CWI   |
| Health                         | Better than average limiting long term health problem or disability, self reported good health, comparative illness and disability and mood or anxiety disorders in adults, and amongst ten best practices for potential years of life lost  |
| Material wellbeing             | Better than average % on income support and income deprivation, amongst ten best practices for JSA claimants and fourth best for number of county court judgements. Better than average CWI material wellbeing scores and value of county court judgements   |
| Strong and stable families     | Better than average children living in workless households and children living in lone parent households   |
| Belonging                      | Best ranking practice for membership of local group addressing crime   |
| Local economy                  | Third worst practice for walking/public transport travel time to employment centre and second worst for % of working age population within 20 mins of employment centre by walking/ public transport or cycling. Amongst ten worst practices for number of large local businesses and fifth worst for distance travelled to work |
| Public services                | Worst ranking practice for satisfaction with local police, worse than average % of households within 15 mins of GP surgery by walking/public transport and amongst ten worst practices for primary schools within 15 mins by walking/public transport  |
| Crime and antisocial behaviour | Better than average crime score in CWI, antisocial behaviour and violent crime, third best practice for feeling of safety outside during the night and amongst ten best for all crime offences   |
| Infrastructure                 | Worse than average housing in poor condition score   |

# Seaford Medical Practice, EHS CCG



| Component                      | Description   |
|--------------------------------|---|
| Life satisfaction              |   |
| Education                      | Better than average 25-54 year olds with low or no qualifications and adults with qualifications at level 2 or above  |
| Health                         | Amongst ten worst practices for limiting long term health problem or disability and worse than average self reported good health  |
| Material wellbeing             | Better than average % on income support and JSA, and better than average income deprivation affecting older people. Amongst ten worst practices for number of county court judgements and second worst for value of county court judgements |
| Strong and stable families     | Better than average % of people who are divorced and % children living in workless households but worse than average % elderly people living alone  |
| Belonging                      | Amongst ten best practices for % unpaid carers  |
| Local economy                  | Better than average % of working age population within 20 mins of employment centre by walking/public transport or cycling, and amongst ten best practices for number of small local businesses   |
| Public services                | Better than average satisfaction with local GP surgery but worse than average % of households within 15 mins of GP surgery by walking/public transport. Better than average primary schools within 15 mins by walking/ public transport     |
| Crime and antisocial behaviour | Better than average crime score in CWI and amongst ten best practices for feeling of safety outside during the day. Better than average all crime offences and antisocial behaviour and amongst ten best practices for burglary             |
| Infrastructure                 | Better than average barriers to housing and services score and amongst ten best practices for housing in poor condition score   |

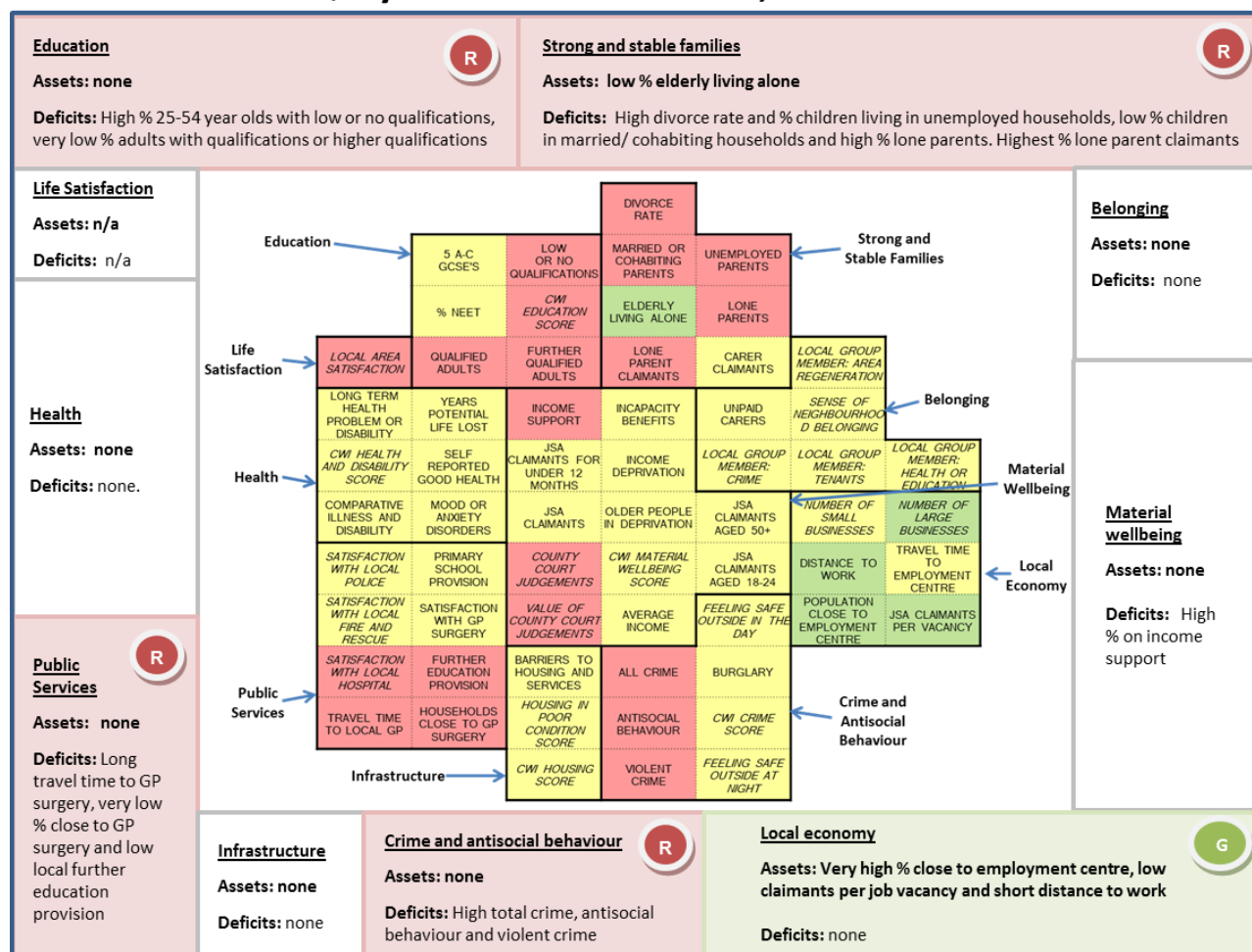
# Old School Surgery, EHS CCG



| Component                      | Description  |
|--------------------------------|--|
| Life satisfaction              |  |
| Education                      | Better than average 25-54 year olds with low or no qualifications and adults with qualifications at level 2 or above and at level 4 or above   |
| Health                         | Worse than average limiting long term health problem or disability and self reported good health but better than average health and disability score in CWI  |
| Material wellbeing             | Better than average % on income support, incapacity benefits and JSA. Better than average income deprivation and amongst ten best practices for income deprivation affecting older people. Worse than average value of county court judgements |
| Strong and stable families     | Better than average % of people who are divorced and % children living in workless households but amongst ten worst practices for % elderly people living alone  |
| Belonging                      | Fourth best practice for % unpaid carers   |
| Local economy                  | Worse than average walking/public transport travel time to employment centre, % of working age population within 20 mins of employment centre by walking/public transport or cycling and distance travelled to work                            |
| Public services                | Worse than average satisfaction with local GP surgery and % of households within 15 mins of GP surgery by walking/public transport   |
| Crime and antisocial behaviour | Third best practice for crime score in CWI and better than average feeling of safety outside during the night. Better than average all crime offences, antisocial behaviour and violent crime  |
| Infrastructure                 |  |

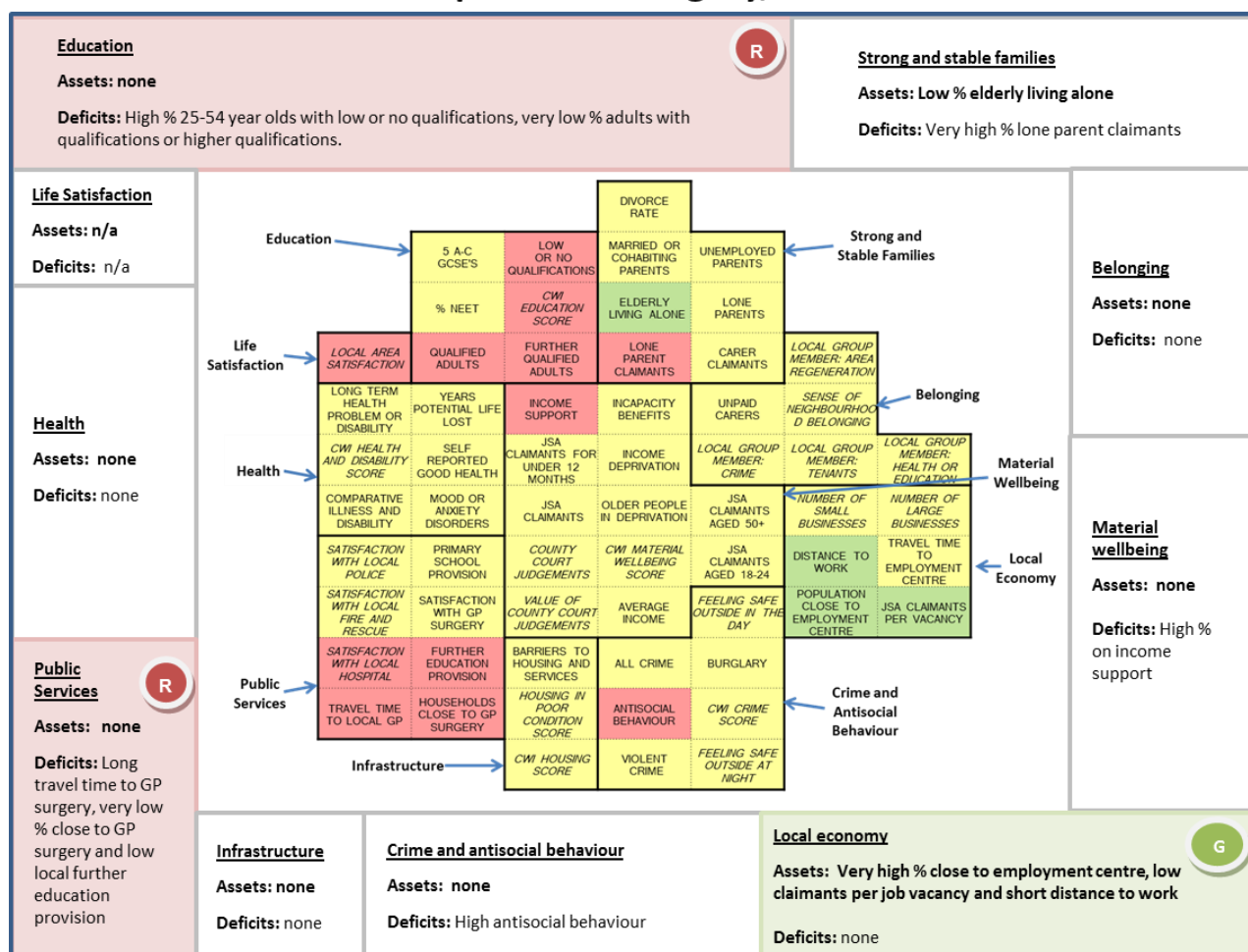
## 4) WARM component ratings and identified assets and deficits for GP practices in High Weald Lewes Havens CCG

### Quayside Medical Practice, HWLH CCG



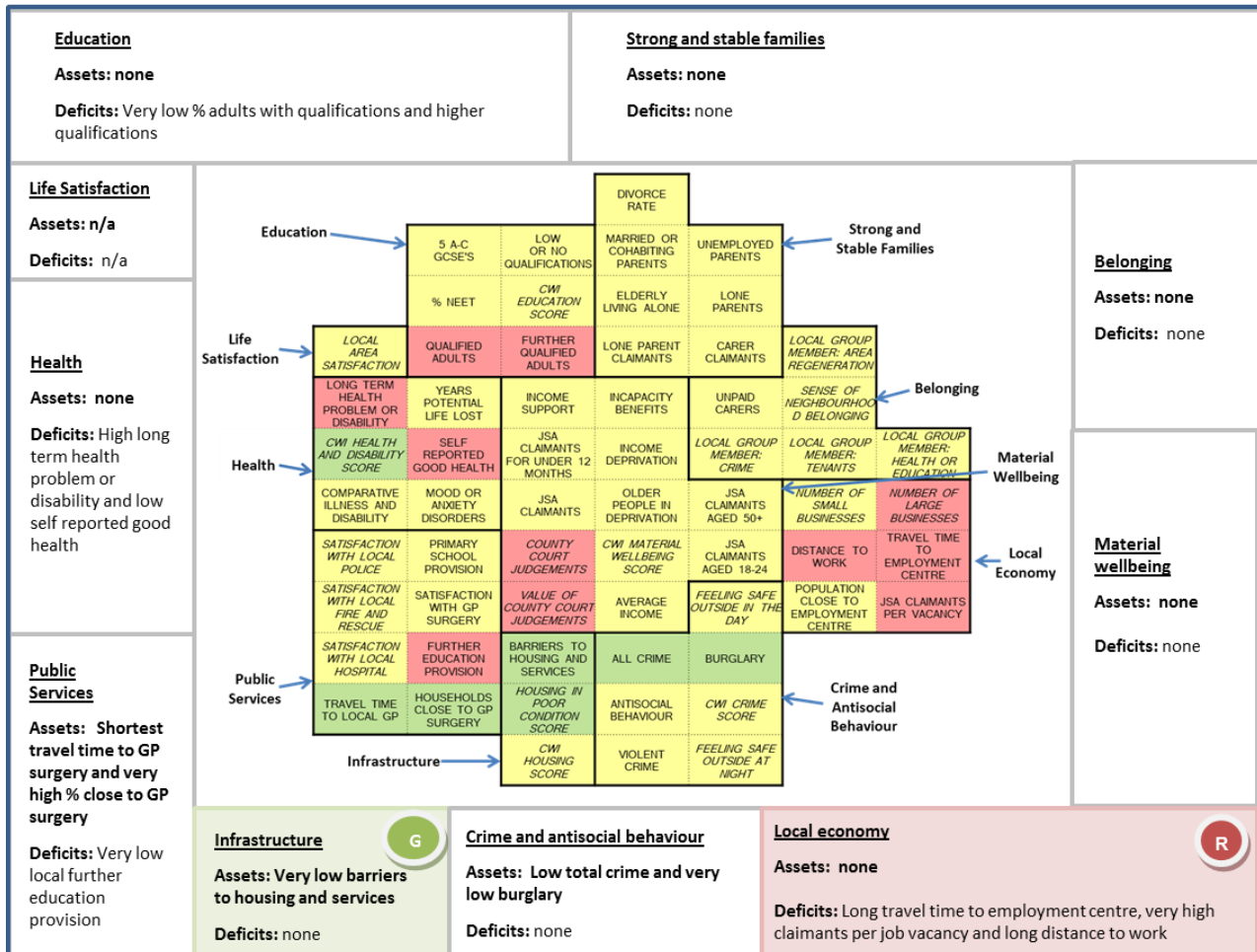
| Component                      | Description  |
|--------------------------------|--|
| Life satisfaction              | Worst ranking practice for satisfaction with local area  |
| Education                      | Worse than average 25-54 year olds with low or no qualifications, fourth worst practice for qualifications at level 2 or above, second worst for qualifications at level 4 or above and fifth worst for educational scores in the CWI  |
| Health                         |  |
| Material wellbeing             | Worse than average % on income support and amongst ten worst practices for number and value of county court judgements   |
| Strong and stable families     | Worse than average % of people who are divorced and % children living in workless households but better than average % elderly people living alone. Worse than average children living in married or cohabiting households or in lone parent households and worst ranking practice for lone parent claimants     |
| Belonging                      |  |
| Local economy                  | Amongst ten best practice for % of working age population within 20 mins of employment centre by walking/ public transport or cycling and for number of large local businesses. Better than average claimants per job vacancy and distance travelled to work   |
| Public services                | Fifth worst practice for satisfaction with local hospital and amongst ten worst for % of households within 15 mins of GP surgery by walking/public transport. Worse than average walking /public transport travel time to GP surgery and further education institutions within 30 mins walking/ public transport |
| Crime and antisocial behaviour | Worse than average all crime offences, antisocial behaviour and violent crime  |
| Infrastructure                 |  |

# Chapel Street Surgery, HWLH CCG



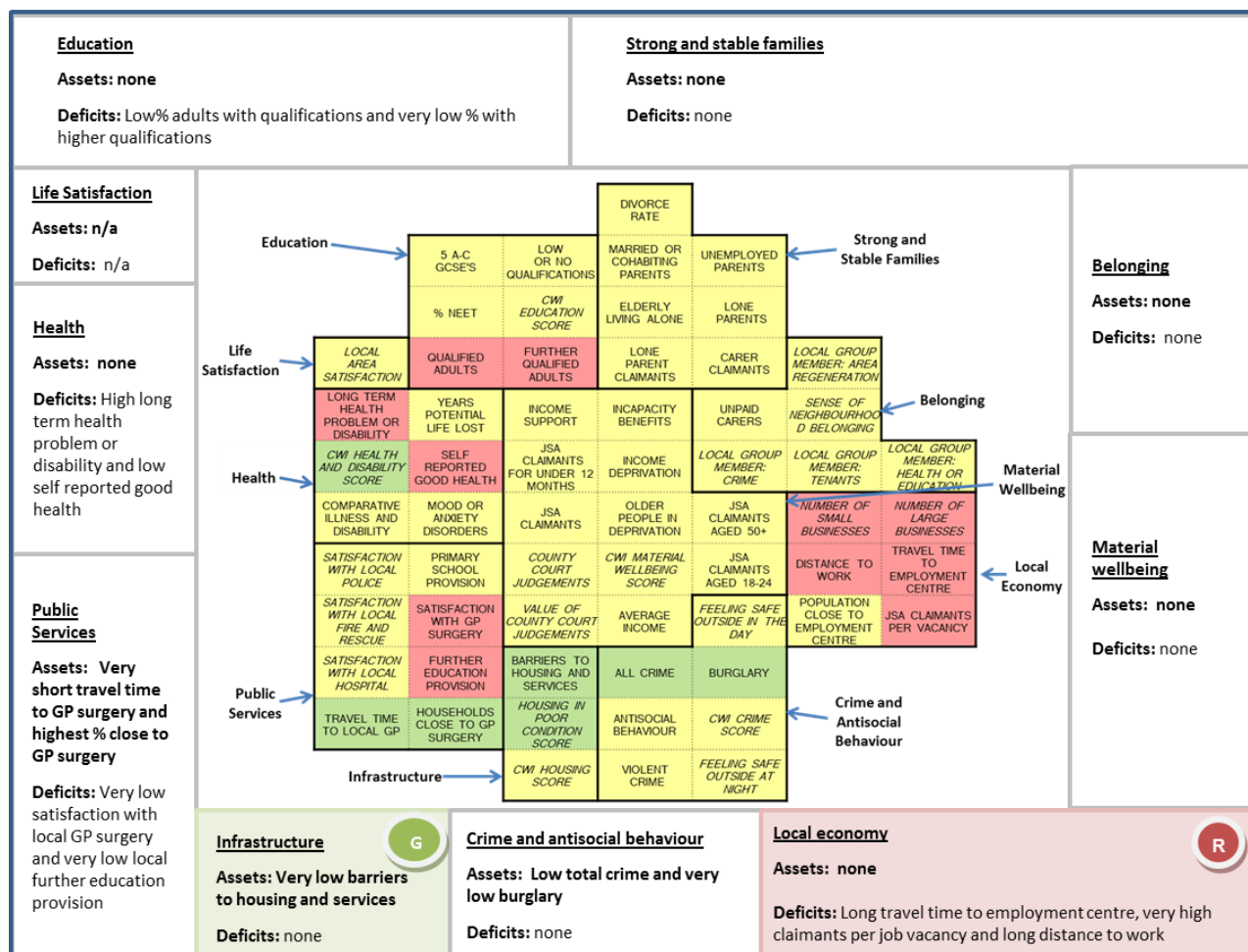
| Component                      | Description   |
|--------------------------------|---|
| Life satisfaction              | Second worst practice for satisfaction with local area  |
| Education                      | Worse than average 25-54 year olds with low or no qualifications and amongst ten worst practices for qualifications at level 2 or above and at level 4 or above and for educational scores in the CWI   |
| Health                         |   |
| Material wellbeing             | Worse than average % on income support  |
| Strong and stable families     | Better than average elderly people living alone but second worst practice for % lone parent claimants   |
| Belonging                      |   |
| Local economy                  | Amongst ten best practices for % of working age population within 20 mins of employment centre by walking/ public transport or cycling and better than average for claimants per job vacancy and distance travelled to work   |
| Public services                | Amongst ten worst practices for satisfaction with local hospital and % of households within 15 mins of GP surgery by walking/public transport. Worse than average walking/public transport travel time to GP surgery and further education institutions within 30 mins walking/public transport |
| Crime and antisocial behaviour | Worse than average antisocial behaviour   |
| Infrastructure                 |   |

# Meridian Surgery, HWLH CCG



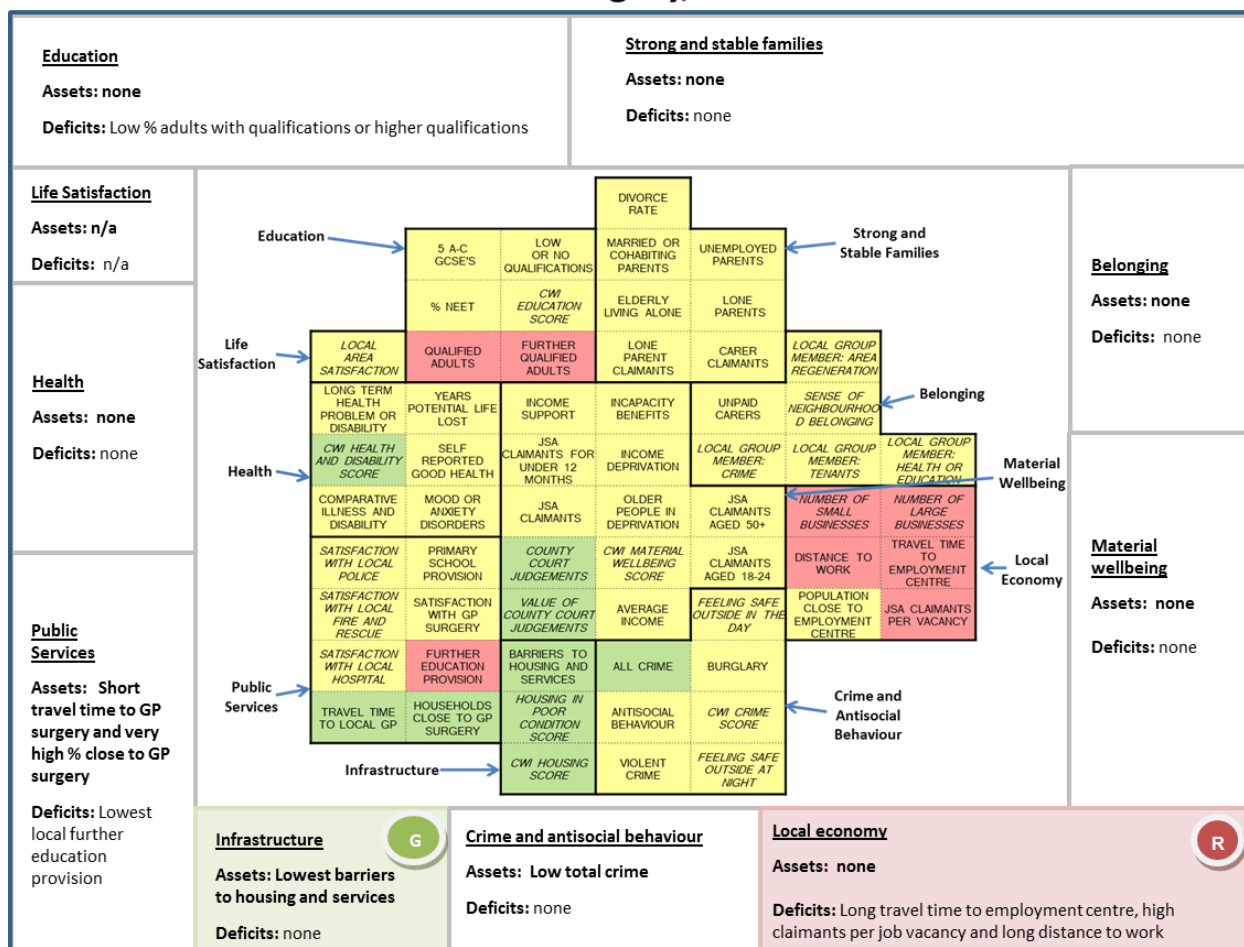
| Component                      | Description   |
|--------------------------------|---|
| Life satisfaction              |   |
| Education                      | Amongst ten worst practices for qualifications at level 2 or above and fourth worst for qualifications at level 4 or above  |
| Health                         | Worse than average limiting long term health problem or disability and self reported good health but amongst ten best practices for health and disability score in CWI  |
| Material wellbeing             | Worse than average number of county court judgements and fifth worst value of county court judgements   |
| Strong and stable families     |   |
| Belonging                      |   |
| Local economy                  | Worse than average walking/public transport travel time to employment centre and distance travelled to work, and amongst ten worst practices for number of large local businesses and claimants per job vacancy   |
| Public services                | Best ranking practice for walking/ public transport travel time to GP surgery and second best for % of households within 15 mins of GP surgery by walking/public transport. Fifth worst practice for further education institutions within 30 mins walking/public transport |
| Crime and antisocial behaviour | Better than average all crime offences and fifth best practice for burglary   |
| Infrastructure                 | Third best practice for barriers to housing and services score and second best for housing in poor condition score  |

# Rowe Avenue Surgery, HWLH CCG



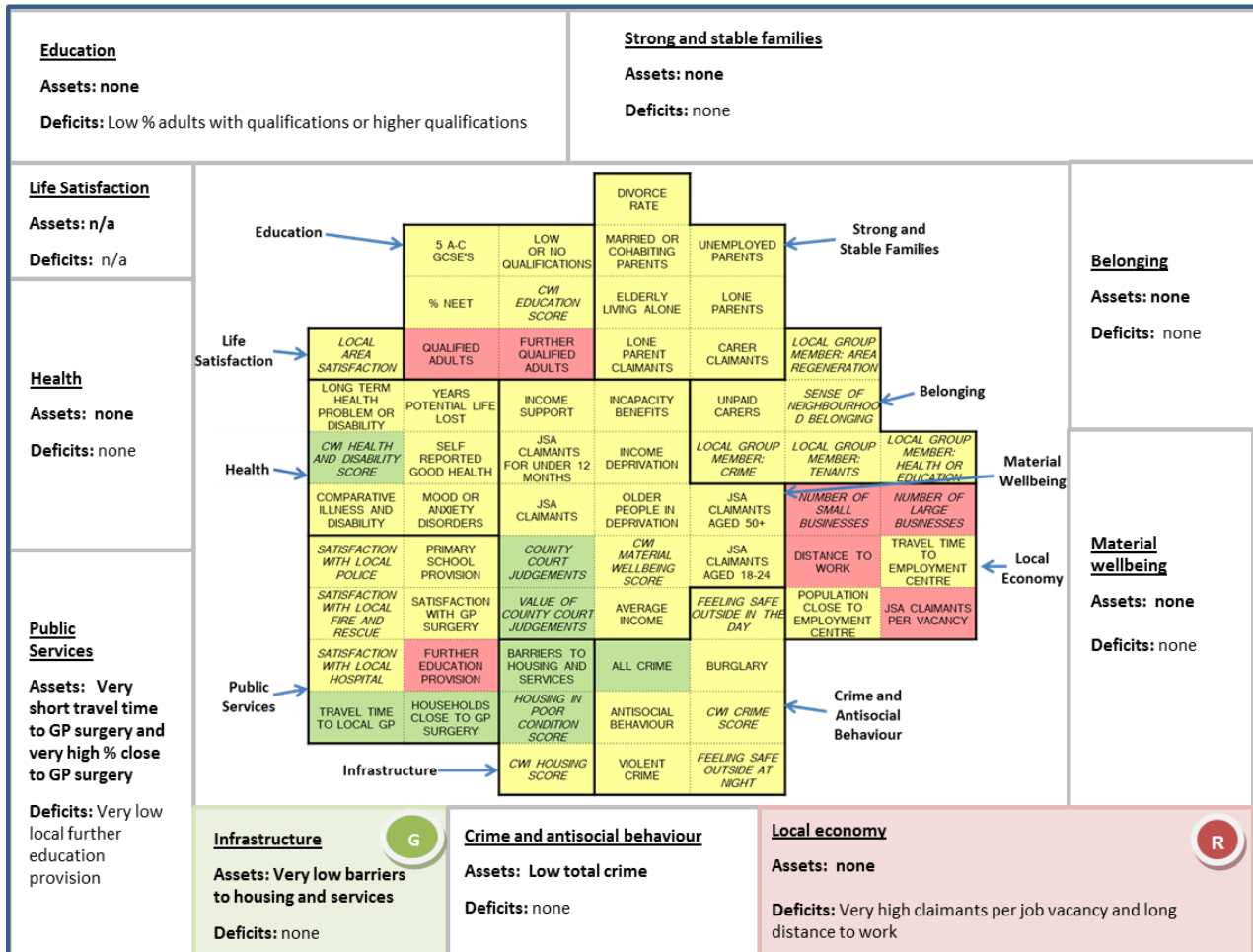
| Component                      | Description  |
|--------------------------------|--|
| Life satisfaction              |  |
| Education                      | Worse than average for qualifications at level 2 or above and fifth worst for qualifications at level 4 or above   |
| Health                         | Worse than average limiting long term health problem or disability and self reported good health but amongst ten best practices for health and disability score in CWI   |
| Material wellbeing             |  |
| Strong and stable families     |  |
| Belonging                      |  |
| Local economy                  | Worse than average walking/public transport travel time to employment centre and number of small local businesses. Fifth worst practice for number of large local businesses and amongst ten worst for claimants per job vacancy. Worse than average distance travelled to work  |
| Public services                | Amongst ten worst practices for satisfaction with local GP surgery and third worst for further education institutions within 30 mins walking/public transport. Third best practice for walking/public transport travel time to GP surgery and best ranking practice for % of households within 15 mins of GP surgery by walking/public transport |
| Crime and antisocial behaviour | Better than average all crime offences and amongst ten best practices for burglary   |
| Infrastructure                 | Second best practice for barriers to housing and services score and third best for housing in poor condition score   |

# Central Surgery, HWLH CCG



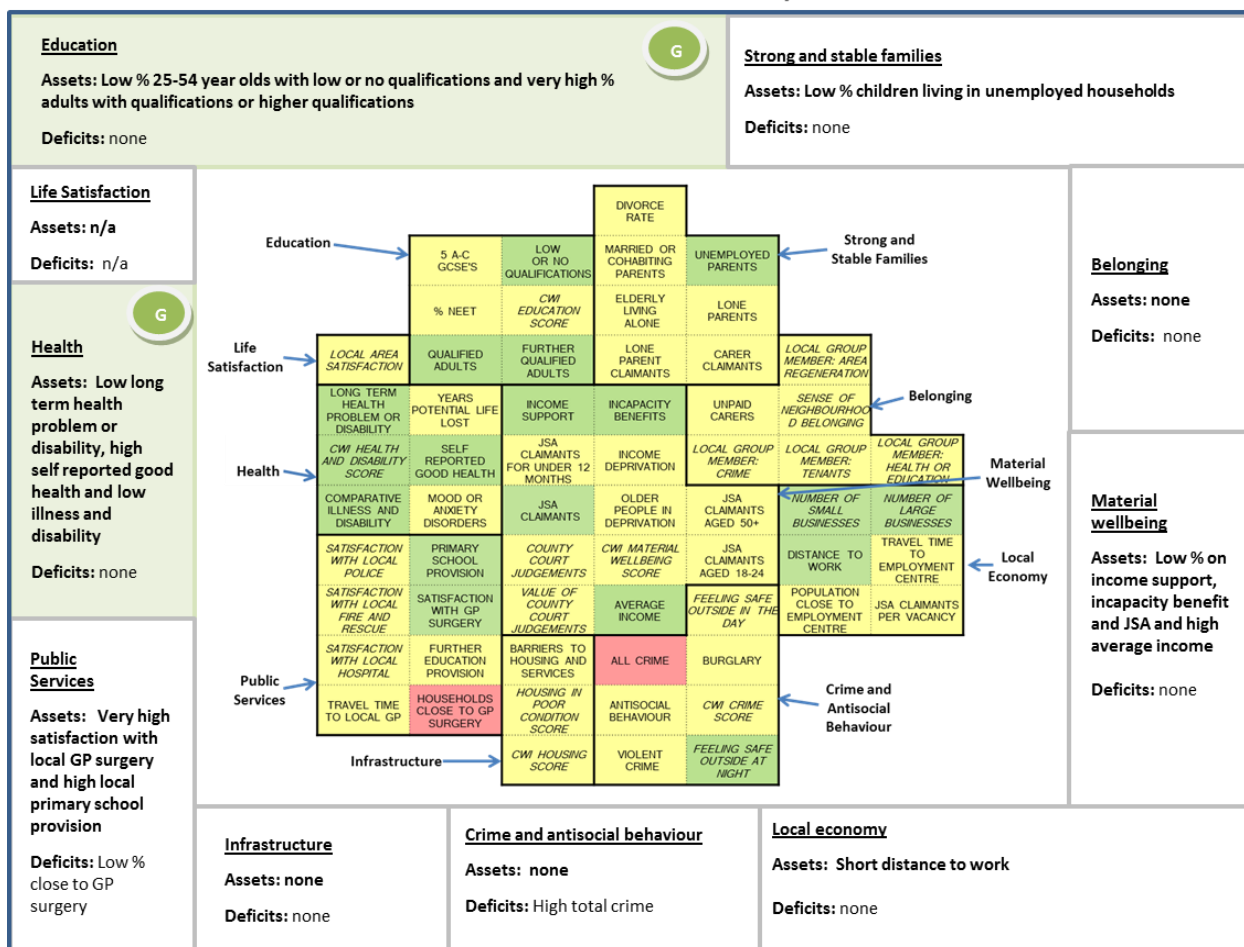
| Component                      | Description   |
|--------------------------------|---|
| Life satisfaction              |   |
| Education                      | Worse than average qualifications at level 2 or above and at level 4 or above   |
| Health                         | Better than average health and disability score in CWI  |
| Material wellbeing             | Amongst ten best practices for number of county court judgements and better than average value of county court judgements   |
| Strong and stable families     |   |
| Belonging                      |   |
| Local economy                  | Worse than average walking/public transport travel time to employment centre, claimants per job vacancy and distance travelled to work. Fifth worst practice for number of small local businesses and second worst for large local businesses                                   |
| Public services                | Better than average walking/public transport travel time to GP surgery and third best practice for % of households within 15 mins of GP surgery by walking/public transport. Worst ranking practice for further education institutions within 30 mins walking/ public transport |
| Crime and antisocial behaviour | Better than average all crime offences  |
| Infrastructure                 | Best ranking practice for barriers to housing and services score, better than average housing score in CWI and fourth best for housing in poor condition score  |

# Foxhill Medical Centre, HWLH CCG



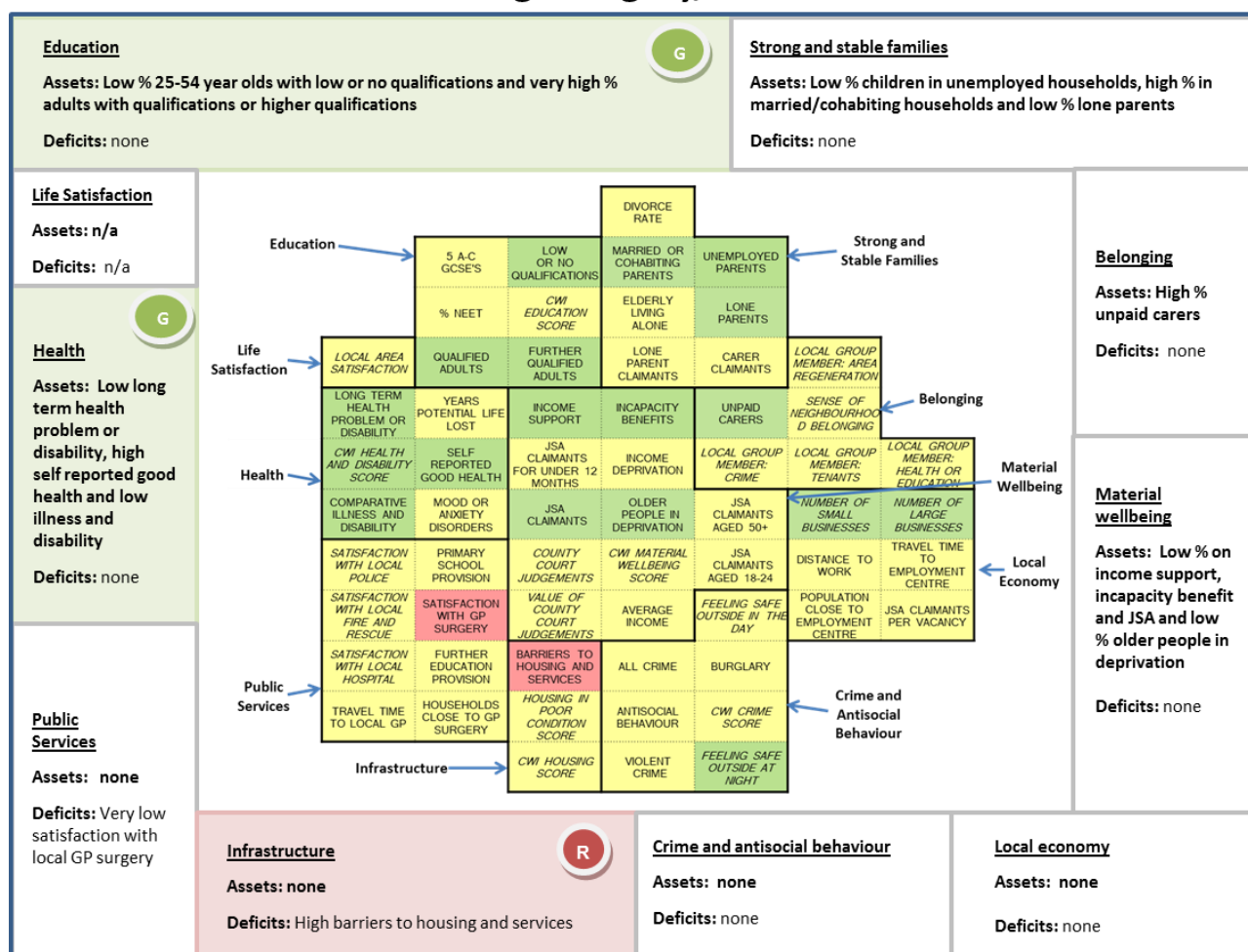
| Component                      | Description  |
|--------------------------------|--|
| Life satisfaction              |  |
| Education                      | Worse than average qualifications at level 2 or above and at level 4 or above  |
| Health                         | Better than average health and disability score in CWI   |
| Material wellbeing             | Amongst ten best practices for number of county court judgements and better than average value of county court judgements  |
| Strong and stable families     |  |
| Belonging                      |  |
| Local economy                  | Third worst practice for number of small local businesses and worst ranking practice for large local businesses. Amongst ten worst practices for claimants per job vacancy and worse than average distance travelled to work   |
| Public services                | Fourth best practice for walking/public transport travel time to GP surgery and amongst ten best for % of households within 15 mins of GP surgery by walking /public transport. Second worst practice for further education institutions within 30 mins walking/public transport |
| Crime and antisocial behaviour | Better than average all crime offences   |
| Infrastructure                 | Fifth best practice for barriers to housing and services score and best ranking practice for housing in poor condition score   |

# School Hill Medical Practice, HWLH CCG



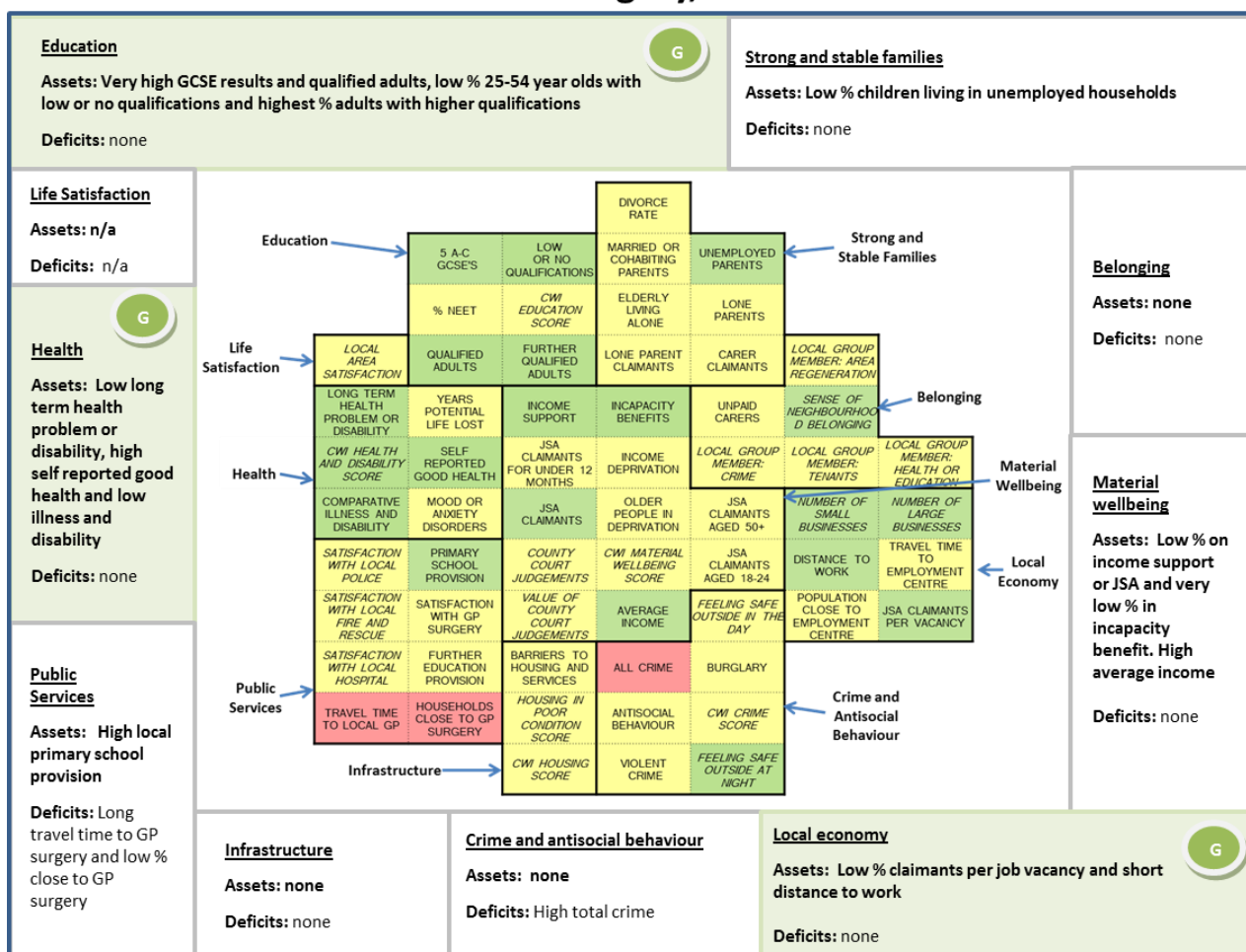
| Component                      | Description   |
|--------------------------------|---|
| Life satisfaction              |   |
| Education                      | Better than average 25-54 year olds with low or no qualifications, amongst ten best practices for qualifications at level 2 or above and fourth best for qualifications at level 4 or above   |
| Health                         | Better than average limiting long term health problem or disability, self reported good health and comparative illness and disability, and fifth best practice for health and disability score in CWI   |
| Material wellbeing             | Better than average % on income support, incapacity benefits and JSA and better than average household income   |
| Strong and stable families     | Better than average % children living in workless households  |
| Belonging                      |   |
| Local economy                  | Better than average number of small local businesses and fifth best practice for large local businesses. Better than average distance travelled to work   |
| Public services                | Amongst ten best practices for satisfaction with local GP surgery, worse than average % of households within 15 mins of GP surgery by walking/public transport and better than average primary schools within 15 mins by walking/public transport |
| Crime and antisocial behaviour | Better than average feeling of safety outside during the night but worse than average all crime offences  |
| Infrastructure                 |   |

# River Lodge Surgery, HWLH CCG



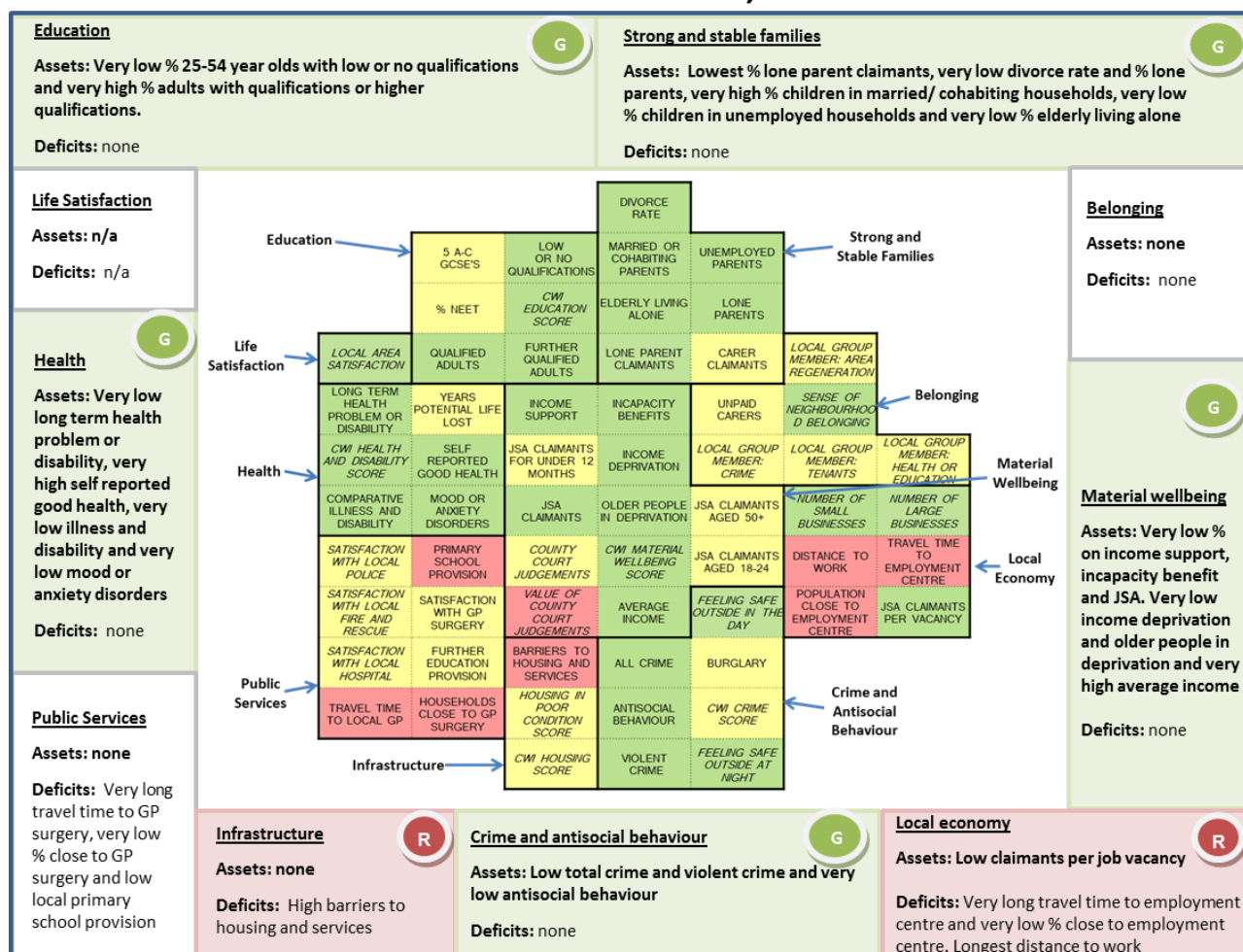
| Component                      | Description  |
|--------------------------------|--|
| Life satisfaction              |  |
| Education                      | Better than average 25-54 year olds with low or no qualifications and amongst ten best practices for qualifications at level 2 or above and at level 4 or above  |
| Health                         | Better than average limiting long term health problem or disability, self reported good health and comparative illness and disability, and amongst ten best practices for health and disability score in CWI |
| Material wellbeing             | Better than average % on income support, incapacity benefits and JSA. Better than average income deprivation affecting older people  |
| Strong and stable families     | Better than average % children living in workless households, in married or cohabiting households and in lone parent households  |
| Belonging                      | Better than average % unpaid carers  |
| Local economy                  | Amongst ten best practices for number of small local businesses and best ranking practice for large local businesses   |
| Public services                | Amongst ten worst practices for satisfaction with local GP surgery   |
| Crime and antisocial behaviour | Better than average feeling of safety outside during the night   |
| Infrastructure                 | Worse than average barriers to housing and services score  |

# St Andrews Surgery, HWLH CCG



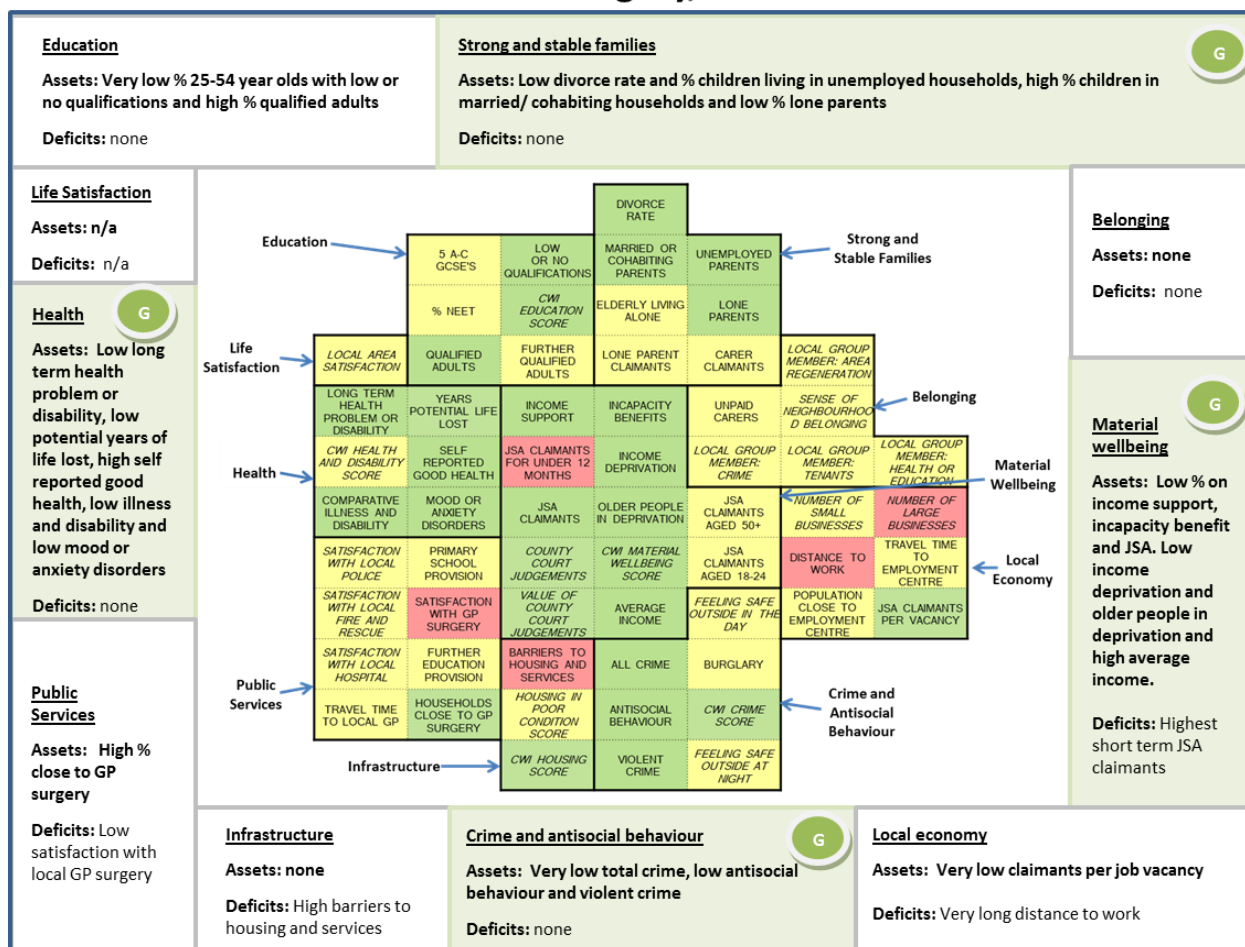
| Component                      | Description  |
|--------------------------------|--|
| Life satisfaction              |  |
| Education                      | Amongst ten best practices for GCSE results and qualifications at level 2 or above, better than average 25-54 year olds with low or no qualifications and best ranking practice for qualifications at level 4 or above             |
| Health                         | Better than average limiting long term health problem or disability, self reported good health and comparative illness and disability, and fourth best practice for health and disability score in CWI                             |
| Material wellbeing             | Better than average % on income support and JSA and amongst ten best practices for % on incapacity benefits. Better than average household income  |
| Strong and stable families     | Better than average % children living in workless households   |
| Belonging                      | Amongst ten best practices for sense of neighbourhood belonging  |
| Local economy                  | Amongst ten best practices for number of small local businesses and second best for large local businesses. Better than average claimants per job vacancy and distance travelled to work   |
| Public services                | Worse than average walking/public transport travel time to GP surgery and % of households within 15 mins of GP surgery by walking/public transport. Better than average primary schools within 15 mins by walking/public transport |
| Crime and antisocial behaviour | Better than average feeling of safety outside during the night but worse than average all crime offences   |
| Infrastructure                 |  |

# Mid Downs Medical Practice, HWLH CCG



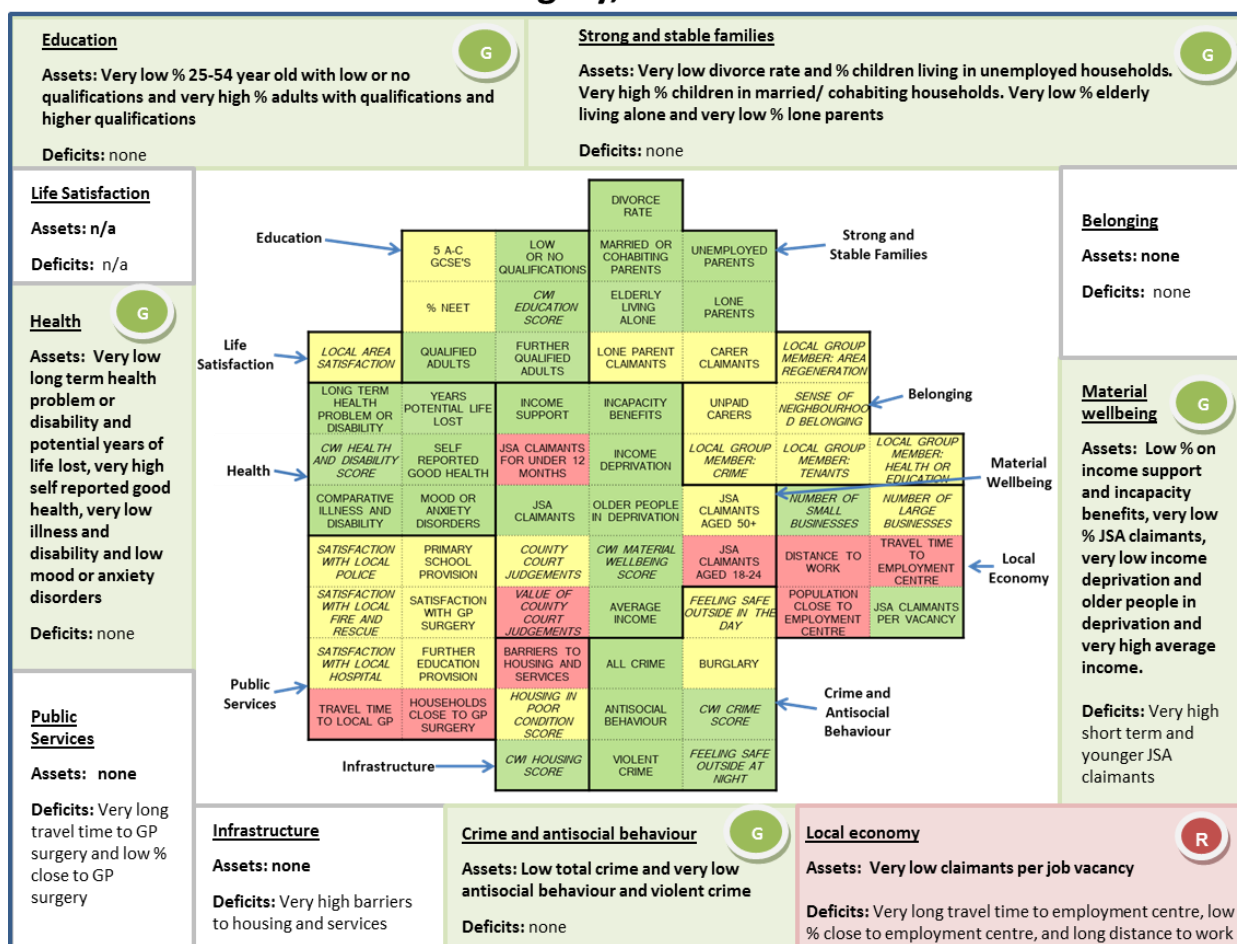
| Component                      | Description   |
|--------------------------------|---|
| Life satisfaction              | Amongst ten best practices for satisfaction with local area   |
| Education                      | Fourth best practice for 25-54 year olds with low or no qualifications, fifth best for qualifications at level 2 or above and amongst ten best for qualifications at level 4 or above. Better than average educational scores in the CWI  |
| Health                         | Fourth best practice for limiting long term health problem or disability and self reported good health, third best for health and disability score in CWI and amongst ten best for comparative illness and disability and mood or anxiety disorders in adults   |
| Material wellbeing             | Fifth best practice for % on income support and CWI material wellbeing scores, fourth best for % on incapacity benefits and third best for % on JSA. Second best practice for income deprivation, income deprivation affecting older people and average household income. Worse than average value of county court judgements.  |
| Strong and stable families     | Best ranking practice for % lone parent claimants, second best for % of people who are divorced and children living in lone parent households, third best for children living in married or cohabiting households, fourth best for children living in workless households and amongst ten best for % elderly people living alone  |
| Belonging                      | Second best practice for sense of neighbourhood belonging   |
| Local economy                  | Amongst ten worst practices for walking/public transport travel time to employment centre and % of working age population within 20 mins of employment centre by walking/public transport or cycling, and worst ranking practice for distance travelled to work. Fifth best practice for number of small local businesses, better than average number of large local businesses and claimants per job vacancy |
| Public services                | Fifth worst walking/public transport travel time to GP surgery and amongst ten worst for % of households within 15 mins of GP surgery by walking/ public transport. Worse than average primary schools within 15 mins by walking/public transport   |
| Crime and antisocial behaviour | Second best practice for feeling of safety outside during the day and fourth best for feeling of safety outside during the night, better than average all crime offences and violent crime and amongst ten best practices for antisocial behaviour  |
| Infrastructure                 | Worse than average barriers to housing and services score   |

# Manor Oak Surgery, HWLH CCG



| Component                      | Description   |
|--------------------------------|---|
| Life satisfaction              |   |
| Education                      | Amongst ten best practices for 25-54 year olds with low or no qualifications, better than average qualifications at level 2 or above and educational scores in the CWI  |
| Health                         | Better than average limiting long term health problem or disability, potential years of life lost, self reported good health, comparative illness and disability and mood or anxiety disorders in adults  |
| Material wellbeing             | Better than average % on income support, incapacity benefits, and JSA but worst ranking practice for JSA claimants claiming for less than 12 months. Better than average income deprivation, income deprivation affecting older people, CWI material wellbeing scores and average household income. Amongst ten best practices for number of county court judgements and better than average value of county court judgements |
| Strong and stable families     | Better than average % of people who are divorced, % children living in workless households, in married or cohabiting households or in lone parent households  |
| Belonging                      |   |
| Local economy                  | Worse than average number of large local businesses, fifth best practice for claimants per job vacancy and amongst ten worst for distance travelled to work   |
| Public services                | Amongst ten worst practices for satisfaction with local GP surgery but better than average % of households within 15 mins of GP surgery by walking/public transport   |
| Crime and antisocial behaviour | Fifth best practice for crime score in CWI, amongst ten best for all crime offences and better than average antisocial behaviour and violent crime  |
| Infrastructure                 | Worse than average barriers to housing and services score but amongst ten best practices for housing score in CWI   |

# Buxted Surgery, HWLH CCG



| Component                      | Description   |
|--------------------------------|---|
| Life satisfaction              |   |
| Education                      | Amongst ten best practices for 25-54 year olds with low or no qualifications, qualifications at level 2 or above and at level 4 or above and for educational scores in the CWI  |
| Health                         | Amongst ten best practices for limiting long term health problem or disability, potential years of life lost, self reported good health and comparative illness and disability. Better than average health and disability score in CWI and mood or anxiety disorders in adults  |
| Material wellbeing             | better than average % on income support and incapacity benefits and amongst ten best for JSA claimants, income deprivation, CWI material wellbeing scores, and average household income. Second best practice for income deprivation affecting older people. Second worst practice for JSA claimants claiming for less than 12 months, fifth worst for JSA claimants aged 18-24 and amongst ten worst for value of county court judgements. |
| Strong and stable families     | Amongst ten best practices for % of people who are divorced, % children living in workless households and % children in married or cohabiting households. Third best practice for % elderly people living alone and fifth best for % children living in lone parent households  |
| Belonging                      |   |
| Local economy                  | Amongst ten worst practices for walking/public transport travel time to employment centre and worse than average % of working age population within 20 mins of employment centre by walking/public transport or cycling. Worse than average distance travelled to work. Second best practice for number of small local businesses and fourth best for claimants per job vacancy   |
| Public services                | Fourth worst practice for walking/ public transport travel time to GP surgery and worse than average % of households within 15 mins of GP surgery by walking/public transport   |
| Crime and antisocial behaviour | Better than average crime score in CWI, feeling of safety outside during the night and all crime offences. Amongst ten best practices for antisocial behaviour and violent crime  |
| Infrastructure                 | Fourth worst practice for barriers to housing and services score but amongst ten best for housing score in CWI  |

## The Meads Medical Centre, HWLH CCG

### Education

**Assets:** Low % 25-54 year old with low or no qualifications and high % adults with qualifications and higher qualifications

**Deficits:** none

### Strong and stable families

**Assets:** Low divorce rate, % children living in unemployed households and % elderly living alone, high % children in married/ cohabiting households and low % lone parents

**Deficits:** none

### Belonging

**Assets:** none

**Deficits:** Low % unpaid carers

### Life Satisfaction

**Assets:** n/a

**Deficits:** n/a

### Health

**Assets:** Low long term health problem or disability and potential years of life lost, high self reported good health, low illness and disability and low mood or anxiety disorders

**Deficits:** none

### Material wellbeing

**Assets:** Very low % on income support and low % on incapacity benefits and JSA. Low income deprivation and older people in deprivation and high average income

**Deficits:** very high younger JSA claimants

### Infrastructure

**Assets:** none

**Deficits:** none

### Crime and antisocial behaviour

**Assets:** low total crime, antisocial behaviour and violent crime

**Deficits:** none

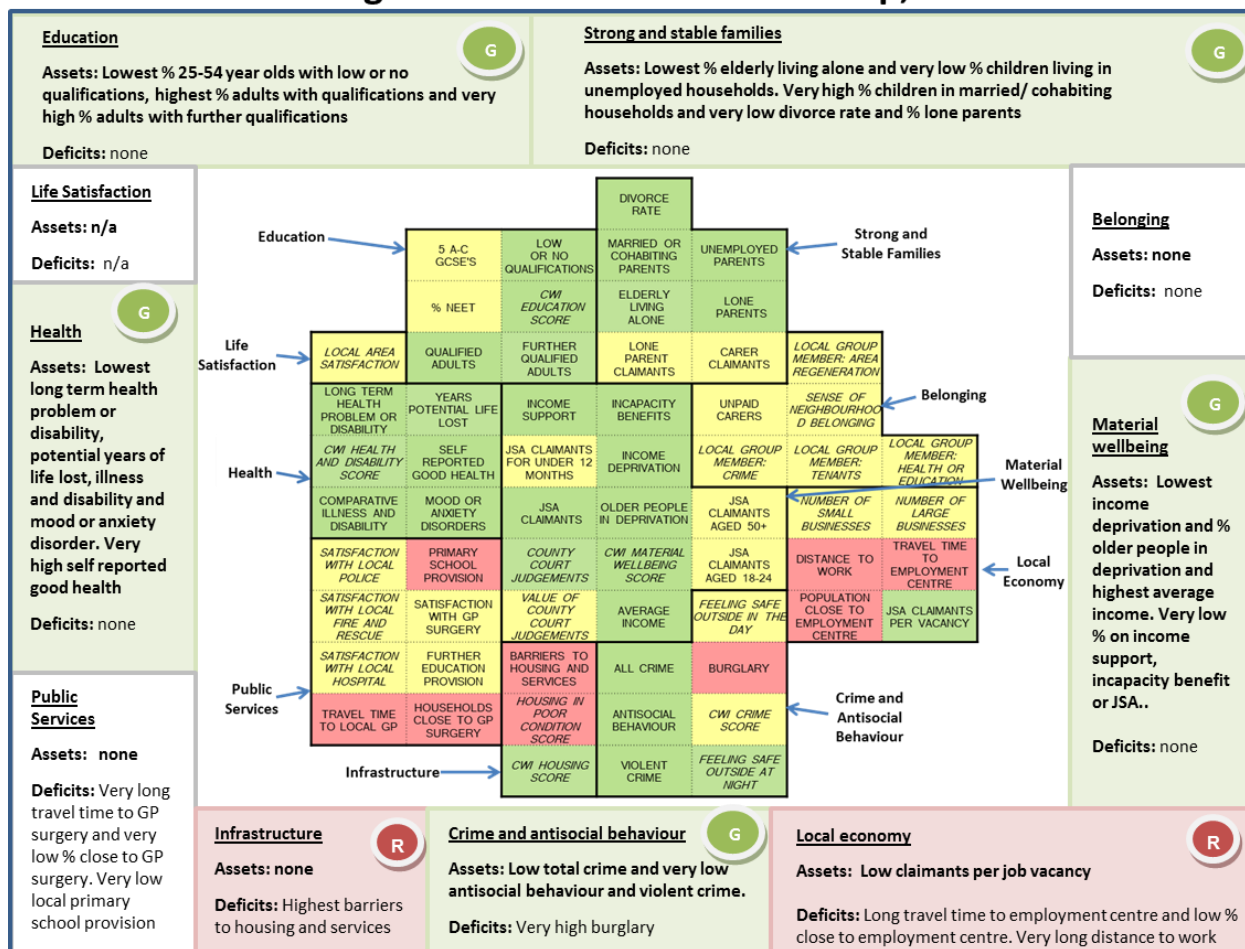
### Local economy

**Assets:** Lowest claimants per job vacancy

**Deficits:** none

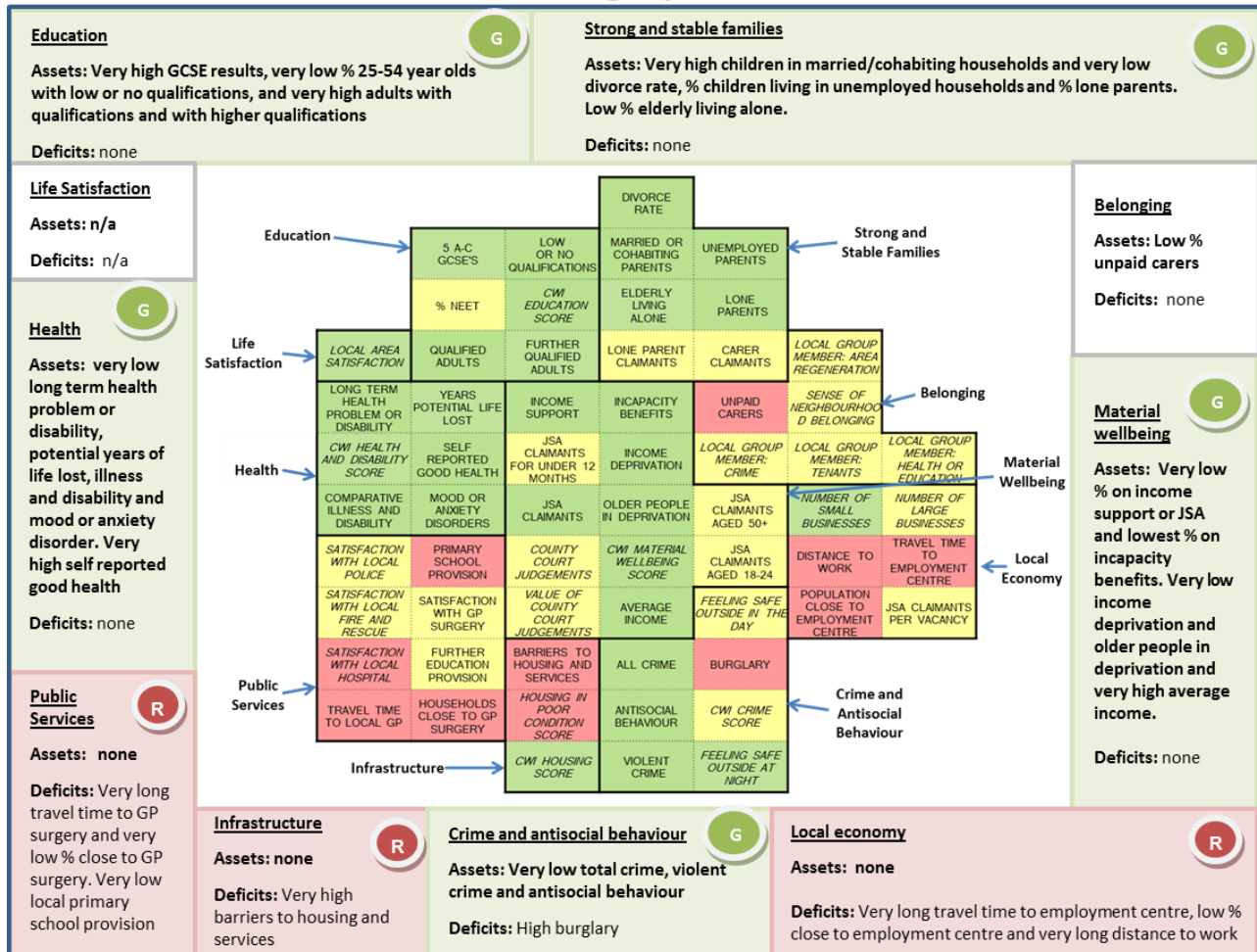
| Component                      | Description   |
|--------------------------------|---|
| Life satisfaction              |   |
| Education                      | Better than average 25-54 year olds with low or no, qualifications at level 2 or above and at level 4 or above and amongst ten best practices for educational scores in the CWI   |
| Health                         | Better than average limiting long term health problem or disability, potential years of life lost, self reported good health, comparative illness and disability and mood or anxiety disorders in adults  |
| Material wellbeing             | Amongst ten best practices for % on income support, better than average % on incapacity benefits and JSA, better than average income deprivation, CWI material wellbeing scores, income deprivation affecting older people and household income. Second worst practice for JSA claimants aged 18-24 and worse than average value of county court judgements |
| Strong and stable families     | Better than average % of people who are divorced, % children living in workless households, % elderly people living alone, children living in married or cohabiting households or in lone parent households   |
| Belonging                      | Worse than average % unpaid carers  |
| Local economy                  | Better than average number of small local businesses and amongst ten best practices for large local businesses. Best ranking practice for claimants per job vacancy   |
| Public services                | Fourth worst practice for satisfaction with local GP surgery, second highest for satisfaction with local hospital and amongst ten worst practices for walking/public transport travel time to GP surgery  |
| Crime and antisocial behaviour | Better than average all crime offences, antisocial behaviour and violent crime  |
| Infrastructure                 | Fifth best practice for housing score in CWI and better than average housing in poor condition score  |

# Groombridge and Hartfield Medical Group, HWLH CCG



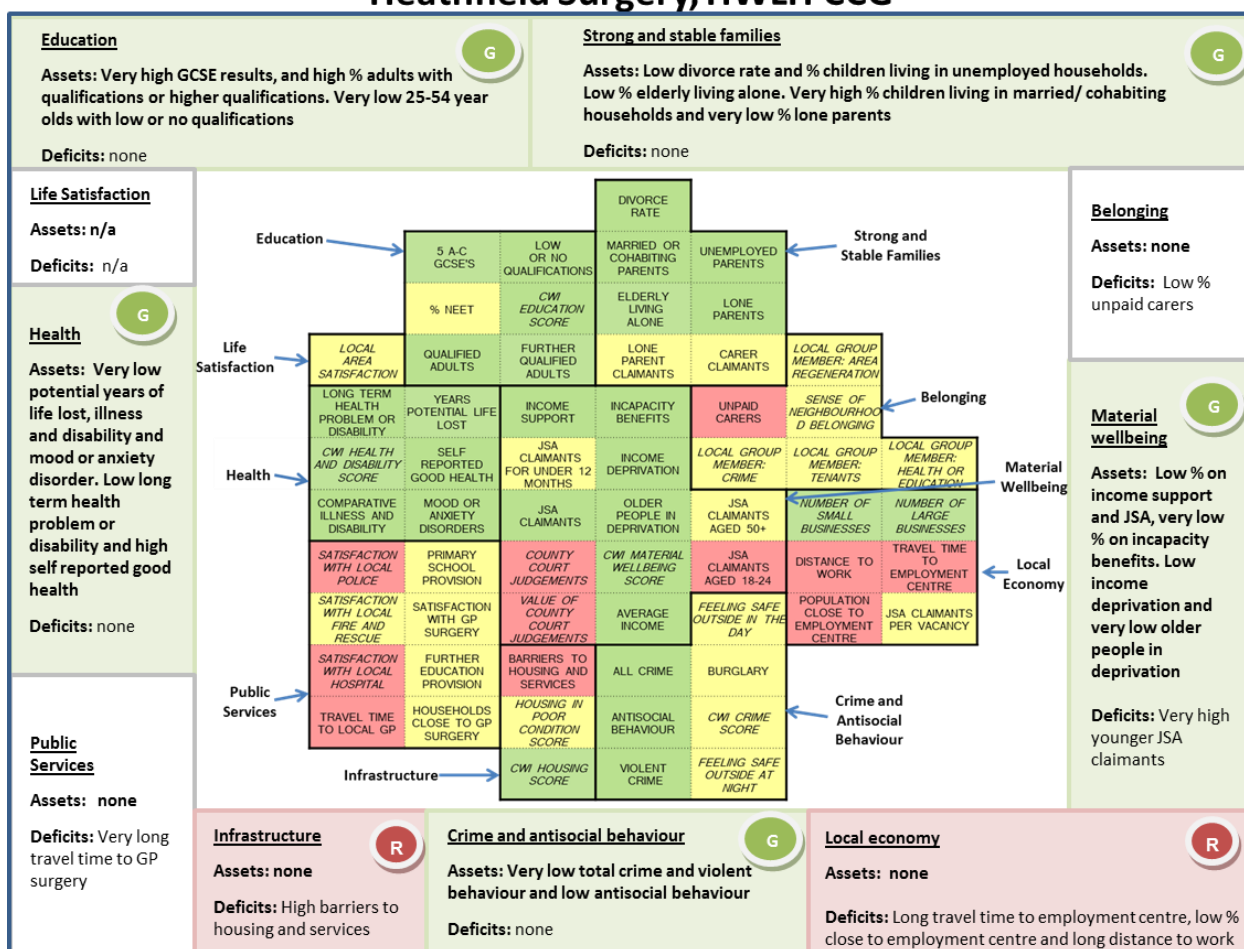
| Component                      | Description   |
|--------------------------------|---|
| Life satisfaction              |   |
| Education                      | Best ranking practice for 25-54 year olds with low or no qualifications and qualifications at level 2 or above, and third best for qualifications at level 4 or above and educational scores in the CWI   |
| Health                         | Best ranking practice for limiting long term health problem or disability, potential years of life lost, comparative illness and disability and mood or anxiety disorders in adults. Second best practice for self reported good health and amongst ten best for health and disability score in CWI                       |
| Material wellbeing             | Best ranking practice for income deprivation, income deprivation affecting older people and average household income. Second best practice for % on income support and incapacity benefits and fourth best for JSA claimants and CWI material wellbeing scores. Third best practice for number of county court judgements |
| Strong and stable families     | Best ranking practice for % elderly living alone, second best for % children living in workless households and in married or cohabiting households, and third best for % of people who are divorced and % children living in lone parent households   |
| Belonging                      |   |
| Local economy                  | Worse than average walking/public transport travel time to employment centre and % of working age population within 20 mins of employment centre by walking/public transport or cycling. Better than average claimants per job vacancy and second worst practice for distance travelled to work                           |
| Public services                | Third worst practice for walking/public transport travel time to GP surgery, second worst for % of households within 15 mins of GP surgery by walking/public transport and amongst ten worst for primary schools within 15 mins by walking/public transport   |
| Crime and antisocial behaviour | Best ranking practice for feeling of safety outside during the night, better than average for all crime offences and fourth best for antisocial behaviour and violent crime. Amongst ten worst for burglary   |
| Infrastructure                 | Worst ranking practice for barriers to housing and services score and amongst ten worst for housing in poor condition score. Better than average housing score in CWI   |

# Belmont Surgery, HWLH CCG



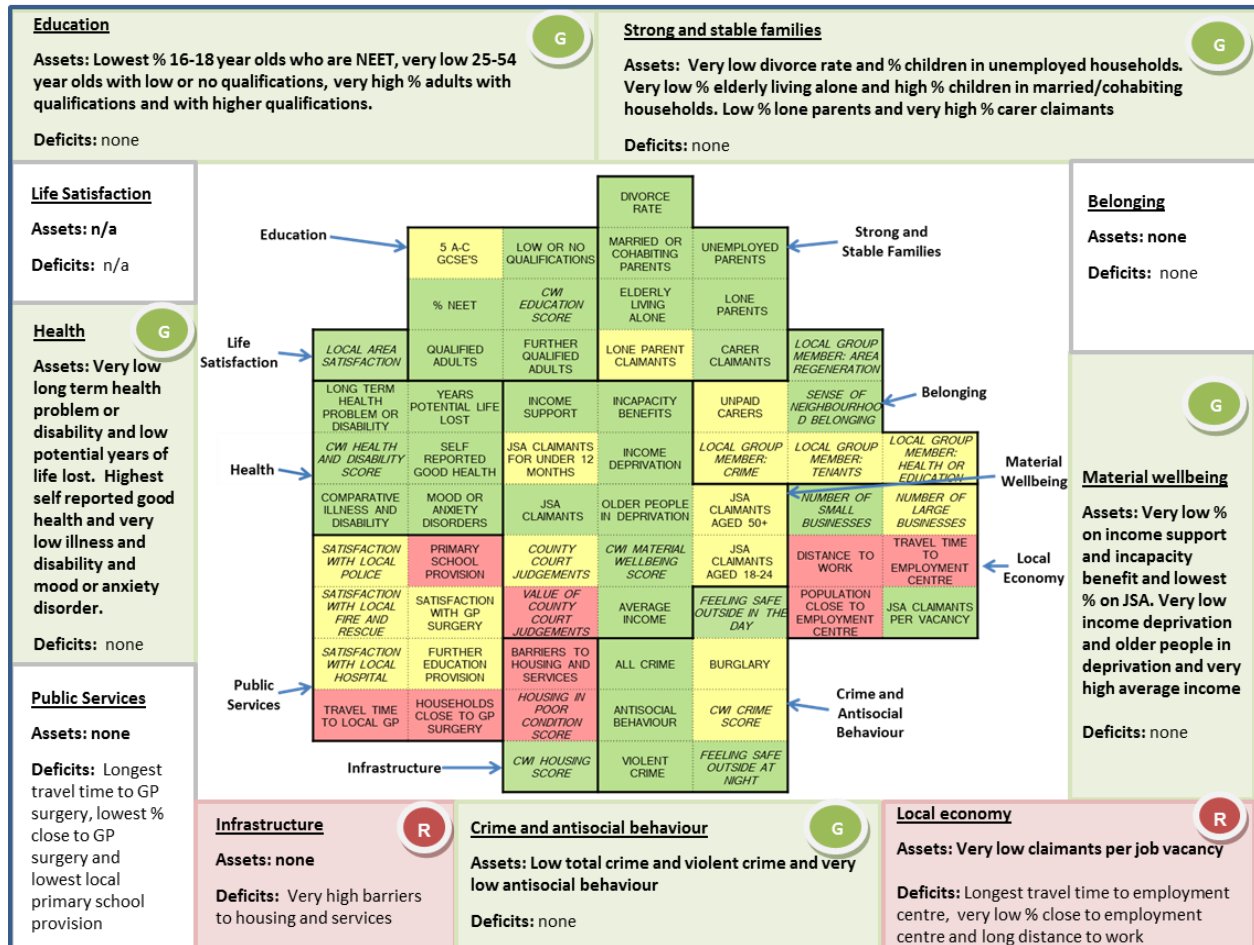
| Component                      | Description  |
|--------------------------------|--|
| Life satisfaction              | Second best practice for satisfaction with local area  |
| Education                      | Fourth best practice for GCSE results, qualifications at level 2 or above and educational scores in the CWI. Fifth best for 25-54 year olds with low or no qualifications and amongst ten best for qualifications at level 4 or above  |
| Health                         | Second best practice for limiting long term health problem or disability, third best for self reported good health, fourth best for potential years of life lost and amongst ten best for health and disability score in CWI, comparative illness and disability, mood or anxiety disorders in adults  |
| Material wellbeing             | Third best practice for % on income support, best ranking practice for % on incapacity benefits and amongst ten best for JSA claimants. Fourth best practice for income deprivation and amongst ten best for income deprivation affecting older people. Second best practice for CWI material wellbeing scores and third best for average household income |
| Strong and stable families     | Amongst ten best practices for % of people who are divorced, % children living in workless households and children living in lone parent households. Better than average % elderly living alone and fourth best practice for children living in married or cohabiting households   |
| Belonging                      | Worse than average % unpaid carers   |
| Local economy                  | Fifth worst practice for walking/public transport travel time to employment centre, worse than average % of working age population within 20 mins of employment centre by walking/ public transport or cycling and amongst ten worst practices for distance travelled to work. Third best practice for number of small local businesses                    |
| Public services                | Worst ranking practice for satisfaction with local hospital and second worst for walking/public transport travel time to GP surgery and primary schools within 15 mins by walking/public transport. Amongst ten worst practices for % of households within 15 mins of GP surgery by walking/public transport   |
| Crime and antisocial behaviour | Amongst ten best practices for feeling of safety outside during the night. Amongst ten best practices for all crime offences and violent crime and third best for antisocial behaviour but worse than average for burglary   |
| Infrastructure                 | Amongst ten worst practices for barriers to housing and services score, better than average housing score in CWI and worse than average housing in poor condition score  |

# Heathfield Surgery, HWLH CCG



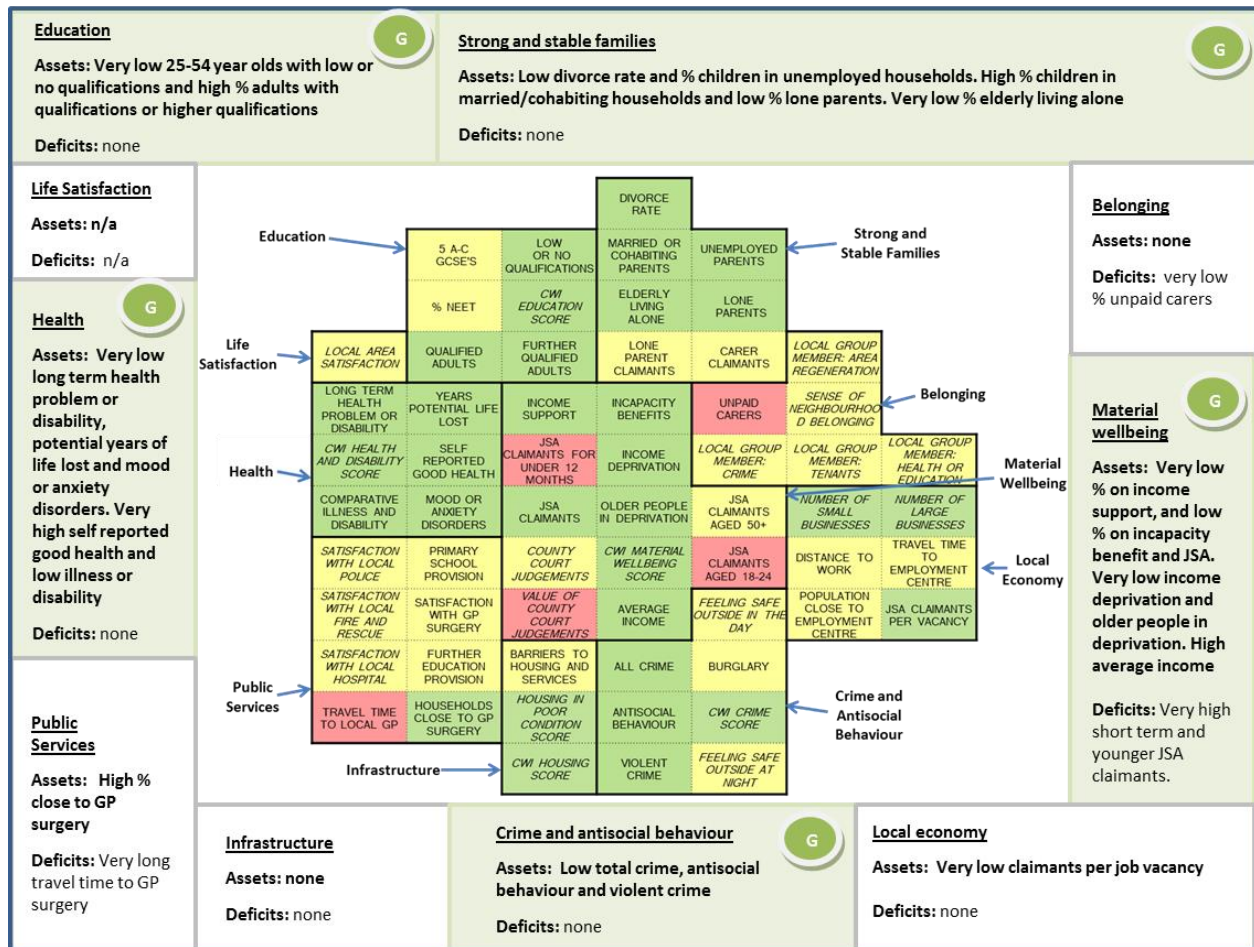
| Component                      | Description  |
|--------------------------------|--|
| Life satisfaction              |  |
| Education                      | Amongst ten best practices for GCSE results, 25-54 year olds with low or no qualifications and educational scores in the CWI. Better than average qualifications at level 2 or above and at level 4 or above   |
| Health                         | Amongst ten best practices for potential years of life lost, comparative illness and disability, and mood or anxiety disorders in adults. Better than average limiting long term health problem or disability, health and disability score in CWI and self reported good health  |
| Material wellbeing             | Better than average % on income support, JSA claimants, income deprivation, CWI material wellbeing scores and household income. Amongst ten best practices for % on incapacity benefits and for income deprivation affecting older people. Fourth worst practice for JSA claimants aged 18-24 and worse than average number and value of county court judgements |
| Strong and stable families     | Better than average % of people who are divorced, % children living in workless households and % elderly people living alone. Amongst ten best practices for children living in married or cohabiting households or in lone parent households  |
| Belonging                      | Worse than average % unpaid carers   |
| Local economy                  | Worse than average walking/public transport travel time to employment centre and % of working age population within 20 mins of employment centre by walking/public transport or cycling. Best ranking practice for number of small local businesses and better than average large local businesses. Worse than average distance travelled to work                |
| Public services                | Third worst practice for satisfaction with local police and satisfaction with local hospital and amongst ten worst practices for walking/public transport travel time to GP surgery  |
| Crime and antisocial behaviour | Amongst ten best practices for all crime offences and violent crime and better than average antisocial behaviour   |
| Infrastructure                 | Worse than average barriers to housing and services score but amongst ten best practices for housing score in CWI  |

# Ashdown Forest Health Centre , HWLH CCG



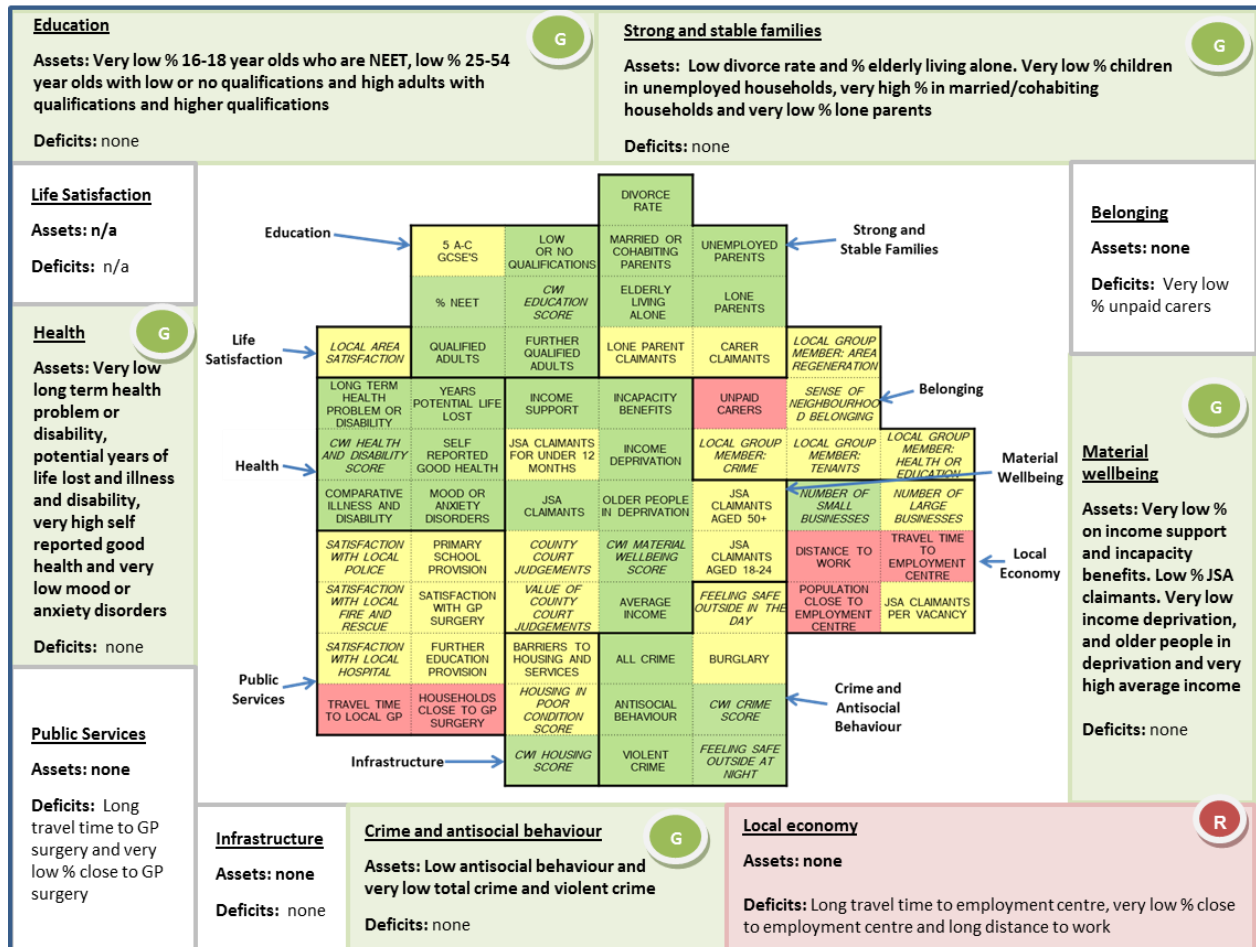
| Component                      | Description   |
|--------------------------------|---|
| Life satisfaction              | Third best practice for satisfaction with local area  |
| Education                      | Best ranking practice for 16-18 year olds who are NEET and for educational scores in the CWI, second best for 25-54 year olds with low or no qualifications and for adults with qualifications at level 4 or above, and third best for adults with qualifications at level 2 or above   |
| Health                         | Third best practice for limiting long term health problem or disability, better than average potential years of life lost, best ranking practice for health and disability score in CWI and for self reported good health, and second best for comparative illness and disability and mood or anxiety disorders in adults   |
| Material wellbeing             | Amongst ten best practices for % on income support and fifth best for % on incapacity benefits. Third best practice for income deprivation and for CWI material wellbeing scores, best ranking practice for JSA claimants, second best for income deprivation affecting older people and amongst ten best practices for average household income. Worst ranking practice for value of county court judgements |
| Strong and stable families     | Amongst ten best practices for % of people who are divorced and % children living in workless households and fourth best for % elderly people living alone. Better than average % children living in married or cohabiting households or in lone parent households and third best for carer claimants   |
| Belonging                      | Best ranking practice for sense of neighbourhood belonging and for membership of local regeneration group   |
| Local economy                  | Worst ranking practice for walking/public transport travel time to employment centre and amongst ten worst for % of working age population within 20 mins of employment centre by walking /public transport or cycling. Fourth best practice for number of small local businesses and second best of claimants per job vacancy. Worse than average distance travelled to work                                 |
| Public services                | Worst ranking practice for walking/public transport travel time to GP surgery, % of households within 15 mins of GP surgery by walking/public transport and primary schools within 15 mins by walking/public transport  |
| Crime and antisocial behaviour | Best ranking practice for feeling of safety outside during the day, fifth best for feeling of safety outside during the night and for antisocial behaviour, and better than average all crime offences and violent crime  |
| Infrastructure                 | Second worst practice for barriers to housing and services score, amongst ten best for housing score in CWI and worse than average housing in poor condition score  |

# Bird-In-Eye Surgery, HWLH CCG



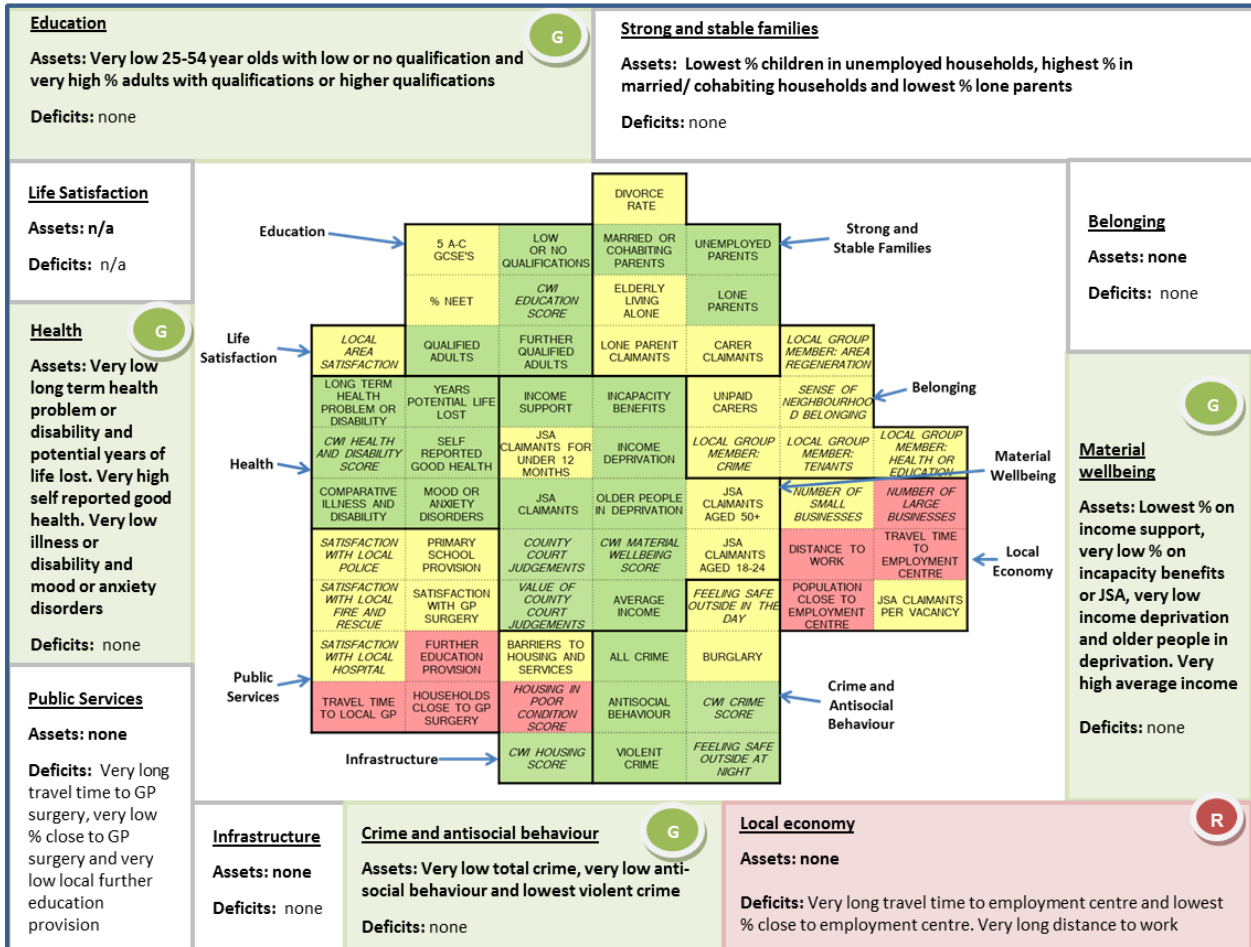
| Component                      | Description  |
|--------------------------------|--|
| Life satisfaction              |  |
| Education                      | Amongst ten best practices for 25-54 year olds with low or no qualifications and for educational scores in the CWI. Better than average qualifications at level 2 or above and at level 4 or above   |
| Health                         | Amongst ten best practices for limiting long term health problem or disability, potential years of life lost, self reported good health and mood or anxiety disorders in adults. Better than average health and disability score in CWI and comparative illness and disability   |
| Material wellbeing             | Amongst ten best practice for % on income support, income deprivation and income deprivation affecting older people, and better than average % on incapacity benefits and JSA. Third worst practice for JSA claimants claiming for less than 12 months and JSA claimants aged 18-24. Better than average CWI material wellbeing scores and household income. Worse than average value of county court judgements |
| Strong and stable families     | Better than average % of people who are divorced, % children living in workless households, % children living in married or cohabiting households and in lone parent households. Amongst ten best practices for % elderly people living alone  |
| Belonging                      | Amongst ten worst practices for % unpaid carers  |
| Local economy                  | Better than average number of small and large local businesses and third best practice for claimants per job vacancy   |
| Public services                | Amongst ten worst practices for walking/public transport travel time to GP surgery but better than average % of households within 15 mins of GP surgery by walking/public transport  |
| Crime and antisocial behaviour | Better than average crime score in CWI, all crime offences. antisocial behaviour and violent crime   |
| Infrastructure                 | Amongst ten best practices for housing in poor condition score and fourth best for Housing score in CWI  |

# Rotherfield Surgery, HWLH CCG



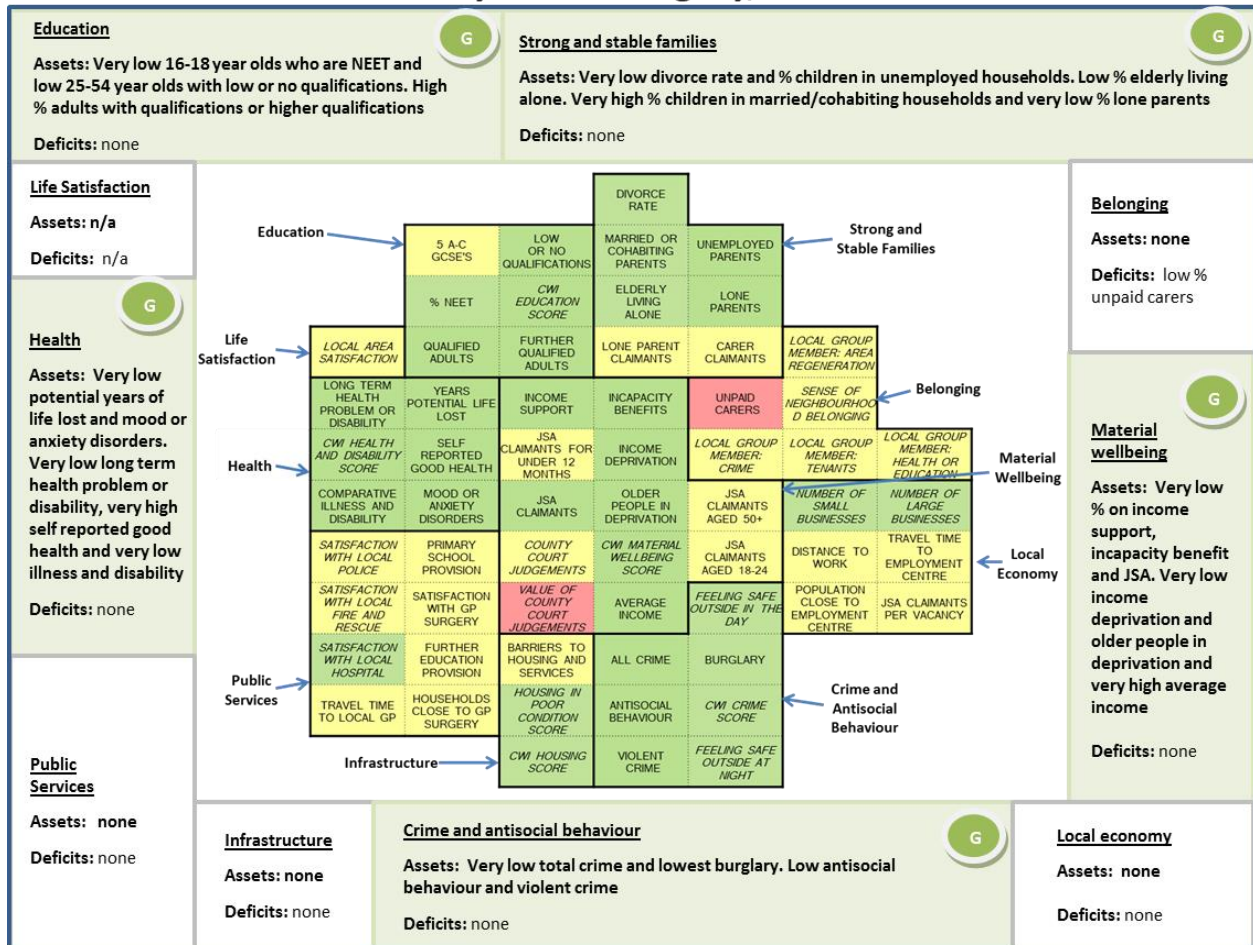
| Component                      | Description   |
|--------------------------------|---|
| Life satisfaction              |   |
| Education                      | Amongst ten best practices for 16-18 year olds who are NEET and better than average 25-54 year olds with low or no qualifications, qualifications at level 2 or above, at level 4 or above and educational scores in the CWI  |
| Health                         | Fifth best practice for limiting long term health problem or disability, potential years of life lost, self reported good health and comparative illness and disability. Better than average health and disability score in CWI and amongst ten best practices for mood or anxiety disorders in adults                    |
| Material wellbeing             | Fourth best practice for % on income support and third best for incapacity benefits . Amongst ten best for income deprivation, CWI material wellbeing scores, income deprivation affecting older people and average household income. Better than average JSA claimants   |
| Strong and stable families     | Better than average % of people who are divorced and % elderly people living alone. Amongst ten best practices for % children living in workless households, in married or cohabiting households or in lone parent households   |
| Belonging                      | Second worst practice for % unpaid carers   |
| Local economy                  | Worse than average walking/public transport travel time to employment centre and fifth worst practice for % of working age population within 20 mins of employment centre by walking/ public transport or cycling. Better than average number of small local businesses but worse than average distance travelled to work |
| Public services                | Worse than average walking/public transport travel time to GP surgery and amongst ten worst practices for % of households within 15 mins of GP surgery by walking/public transport  |
| Crime and antisocial behaviour | Amongst ten best practices for crime score in CWI and feeling of safety outside during the night. Better than average antisocial behaviour, fourth best practice for all crime offences and fifth best for violent crime  |
| Infrastructure                 | Third best practice for housing score in CWI  |

# Woodhill Surgery, HWLH CCG



| Component                      | Description   |
|--------------------------------|---|
| Life satisfaction              |   |
| Education                      | Third best practice for 25-54 year olds with low or no qualifications, second best for qualifications at level 2 or above and educational scores in the CWI and fifth best for qualifications at level 4 or above   |
| Health                         | Amongst ten best practices for limiting long term health problem or disability, potential years of life lost and self reported good health. Second best practice for health and disability score in CWI and third best for comparative illness and disability and mood or anxiety disorders in adults   |
| Material wellbeing             | Best ranking practice for % on income support and for and best ranking practice for CWI material wellbeing scores. Amongst ten best practices for % on incapacity benefits and average household income, fifth best for income deprivation, second best for JSA claimants and for income deprivation affecting older people, fifth best for number of county court judgements, and better than average value of county court judgements |
| Strong and stable families     | Best ranking practice for children living in workless households, in married or cohabiting households and in lone parent households   |
| Belonging                      |   |
| Local economy                  | Second worst practice for walking/ public transport travel time to employment centre and worst for % of working age population within 20 mins of employment centre by walking /public transport or cycling. Amongst ten worst practices for number of large local businesses and for distance travelled to work   |
| Public services                | Amongst ten worst practices for walking/public transport travel time to GP surgery and for further education institutions within 30 mins walking/public transport. Fifth worst practice for % of households within 15 mins of GP surgery by walking/public transport  |
| Crime and antisocial behaviour | Amongst ten best practices for crime score in CWI, second best for feeling of safety outside during the night, all crime offences and antisocial behaviour and best ranking practice for violent crime  |
| Infrastructure                 | Better than average housing score in CWI but fourth worst for housing in poor condition score   |

# Saxonbury House Surgery, HWLH CCG



| Component                      | Description  |
|--------------------------------|--|
| Life satisfaction              |  |
| Education                      | Amongst ten best practices for 16-18 year olds who are NEET, and better than average 25-54 year olds with low or no qualifications, qualifications at level 2 or above, and at level 4 or above, and educational scores in the CWI   |
| Health                         | Third best practice for potential years of life lost and fifth best for mood or anxiety disorders in adults. Amongst ten best practices for limiting long term health problem or disability, self reported good health and comparative illness and disability, and better than average health and disability score in CWI. |
| Material wellbeing             | Amongst ten best practices for % on income support, incapacity benefits and JSA, and for income deprivation, CWI material wellbeing scores and income deprivation affecting older people. Amongst ten worst practices for value of county court judgements but fifth best for average household income                     |
| Strong and stable families     | Fifth best practice for % of people who are divorced and % children living in workless households, better than average % elderly people living alone, and amongst ten best practices for % children living in married or cohabiting households or in lone parent households  |
| Belonging                      | Worse than average % unpaid carers   |
| Local economy                  | Better than average number of small and large local businesses   |
| Public services                | Best ranking practice for satisfaction with local hospital   |
| Crime and antisocial behaviour | Better than average crime score in CWI and feeling of safety outside during the night. Third best practice for feeling of safety during the day and for all crime offences and best ranking practice for burglary. Better than average antisocial behaviour and violent crime  |
| Infrastructure                 | Best ranking practice for housing score in CWI and fifth best for housing in poor condition score  |

## Beacon Surgery, HWLH CCG

[illegible]

| Component                      | Description  |
|--------------------------------|--|
| Life satisfaction              |  |
| Education                      | Fourth best practice for 16-18 year olds who are NEET and amongst ten best for 25-54 year olds with low or no qualifications, qualifications at level 2 or above and at level 4 or above. Better than average educational scores in the CWI  |
| Health                         | Amongst ten best practices for limiting long term health problem or disability and self reported good health. Second best practice for potential years of life lost and fourth best for comparative illness and disability and mood or anxiety disorders in adults. Better than average health and disability score in CWI   |
| Material wellbeing             | Amongst ten best practice for % on income support or incapacity benefits and fifth best for JSA claimants. Amongst ten best practice for income deprivation, and CWI material wellbeing scores, second best for income deprivation affecting older people and fourth best for average household income. Amongst ten worst practices for value of county court judgements |
| Strong and stable families     | Fourth best practice for % of people who are divorced and third best for % children living in workless households, better than average % elderly people living alone, fifth best practice for % children living in married or cohabiting households and amongst ten best for children in lone parent households  |
| Belonging                      | Worse than average % unpaid carers   |
| Local economy                  | Amongst ten best practices for number of small local businesses and better than average number of large local businesses   |
| Public services                | Third best practice for satisfaction with local GP surgery   |
| Crime and antisocial behaviour | Amongst ten best practices for crime score in CWI and feeling of safety outside during the night. Best ranking practice for all crime offences, third best for burglary, amongst ten best for antisocial behaviour and better than average violent crime   |
| Infrastructure                 | Second best practice for housing score in CWI and better than average housing in poor condition score  |