






 Hastings & St Leonards boundary

Index of multiple deprivation 2025

-  1 = most deprived 20% in England
-  2
-  3
-  4
-  5 = least deprived 20% in England